



CELETTE®

“
COLLISION
REPAIR
EQUIPMENT

MEASURING & STRAIGHTENING SYSTEMS

”



GENERAL CATALOGUE
2022

INFO@CELETTE.COM | WWW.CELETTE.COM



19
53

history

THE FIRST BENCH

Germain CELETTE creates the first bench and dedicated fixture set



20
09

GRIFFON XL

The All New Griffon XL is one of the most futuristic and productive design



20
18

RHONE XL

The All New Rhone XL is an extra long drive-on bench with double scissor lift



CELETTE®

THE FIRST ONE

Over 60 years of strong partnership and demand from the global car manufacturers has facilitated in cementing the technical know-how of Celette to deliver highly productive and innovative car body repair equipments.

The legendary brand **CELETTE** has been the most preferred **COLLISION REPAIR SYSTEM** in this industry. We design technologically developed products with the aim to offer solutions to accident damages and also to **INCREASE PROFITABILITY** of the body shop by reducing production hours and insurance man-hours.

Celette strengthens its leading position by consistently escalating the number of OEM approvals in the industry. It has been rewarded with wide acceptance by the car manufacturers for the overall efficiency of the products and the ease of vehicle repair process by all the levels of car body repair technicians.

To cater the global need of technical knowledge in the car body repair industry, the worldwide CELETTE Technical Training Academy has expanded its operations by establishing a **NEW TRAINING FACILITY CENTER** at Chonburi, Thailand, Coimbatore India, Texas, USA and in China.

Dear valued Customers & Business partners, we thank you for your continuous support & trust on CELETTE. It is our constant endeavor to serve the Collision repair industry with highly productive & easy to use tools, in this context we have been consistently investing on research & development, manufacturing & training.

As you maybe aware CELETTE web tools is one of our largest milestone in the field of digitalization which includes Cameleon, Eagle & Naja online software.

In manufacturing font CELETTE has invested on two new additional facility one in India & the other in China, which is in addition to our France & Thailand manufacturing facilities.

We always believe training plays a major role in the right usage of tools & equipments. In addition to our training facilities in France & Thailand we are pleased to inaugurate our new training facility in Texas, India & China to cater the emerging need of collision repair training.



Pierre Nicolau
PRESIDENT
CELETTE GROUP



Ratan Youti Samal
GENERAL MANAGER
CELETTE GROUP

CONTENT

06 | HOMOLOGATIONS

ALIGNMENT & STRAIGHTENING SYSTEMS

LIFTING & PULLING PLATFORM

08 | X-ONE

14 | X-TRAC

BENCHES

22 | SEVENNE

26 | SMART RHONE

24 | SEVENNE XL

34 | RHONE 2.8 | 4.2T

42 | GRIFFON

36 | RHONE L 4.2T

44 | GRIFFON VB

38 | RHONE XL 

46 | GRIFFON XL

FLOOR STRAIGHTENING SYSTEMS

48 | SYSTEM 5000

54 | DYNO 2000

ANCHORING & PULLING ACCESSORIES

56 | TETRAC +
(LADDER FRAME CHASSIS)

57 | SPECIFIC ANCH
(M-BENZ, BMW, RENAULT)

58 | PULLING CLAMPS & ATTACHMENTS

CELETTE ACCESSORIES

59 | ACCESSORIES

POSITIONING & ANCHORING FIXTURES

DEDICATED JIGS

62 | SYSTEM MZ +

65 | OVERHEAD GANTRY
UPPER & SIDE BODY JIGS

ADAPTABLE FIXTURES

66 | CAMELEON
ENTRY | PLUS | PREMIUM

76 | CAMELEON
ADD-ON KIT

78 | CAMELEON
CHASSIS 

80 | CAMELEON
UPPER BODY JIG 

MEASURING SYSTEMS

81 | EAGLE


84 | NAJA 3D

86 | MZ CROSS


TROLLEY

88 | MAGNOCART 

HOMOLOGATIONS



HOMOLOGATIONS



X-ONE

LIFTING TABLE X-ONE RECOMMENDED FOR LIGHT, SMART AND QUICK REPAIR

REF NO: X110.3900.x | X1APS.3800.X | X110.3920.x

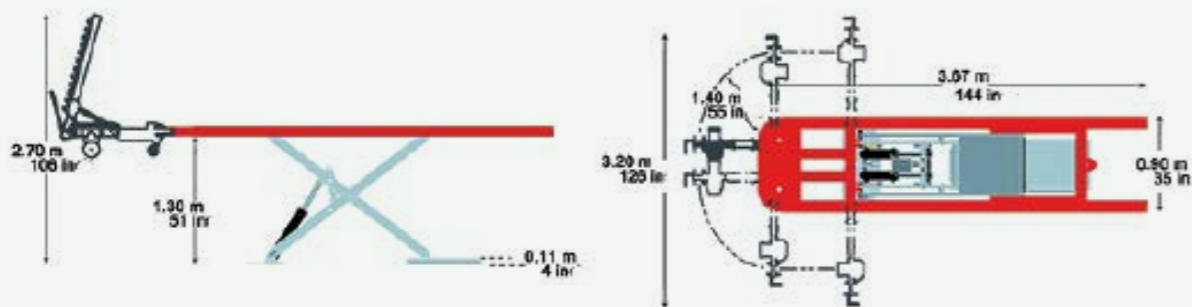
2500 kg Lifting and 10 Ton Pulling platform.

X-ONE is a lifting and rapid pulling platform specially designed for light and cosmetic damage repairs. Quick loading and easy to set up to pull, electronic measuring system NAJA can be easily coupled by using NAJA adaptation kit (optional).

SMART | QUICK | EASY



QUICK BENCH




ENTRY



X110.1800.x



X110.0400




X110.0600



APS08.0600



LX02.0320



X110.0605


AppU



X110.1800.x



X110.0400



VEG.0506T



APS08.0600



LX02.LEV.04



LX02.0320

DRIVE-ON



X110.1800.x



X110.0600



APS08.0600



LX02.0320



X110.0603



X110.0400

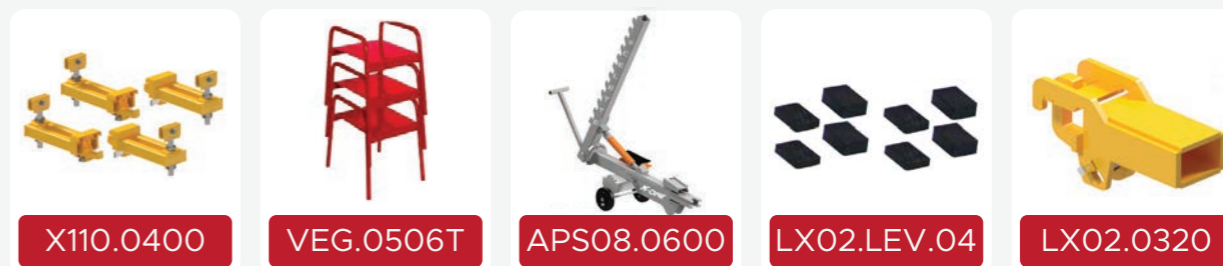

REF NUMBER	DESCRIPTION
X110.3900.x	X-ONE ENTRY
X1APS.3800.X	X-ONE AppU
X110.3920.x	X-ONE DRIVE-ON

REF NO: X110.3900.x

X-ONE
ENTRY

REF NO: X1APS.3800.x

X-ONE
AppU




REF NUMBER	DESCRIPTION
X110.3900.x	X-ONE - ENTRY
REF NUMBER	ACCESSORIES
X110.1800.x	LIFTING TABLE
X110.0400	SILL CLAMPS
X110.0600	RIGID DECKING PLATES (X110.0600 X 4)
APS08.0600	PULLING UNIT
X110.0605	6 MINI RAMPS COMPOSITION
LX02.0320	LATERAL PULLING ACCESSORY


REF NUMBER	DESCRIPTION
X1APS.3800.x	X-ONE - AppU
REF NUMBER	ACCESSORIES
X110.1800.x	LIFTING TABLE
X110.0400	SILL CLAMPS
VEG.0506T	4 STANDS FOR VEGA - AppU
APS08.0600	PULLING UNIT
LX02.LEV.04	SET OF RUBBER STAMPS
LX02.0320	LATERAL PULLING ACCESSORY

REF NO: X110.3920.x

X-ONE
DRIVE-ON



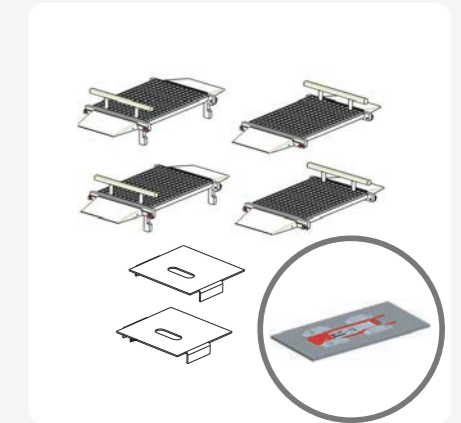
X-ONE
OPTIONAL ACCESSORIES



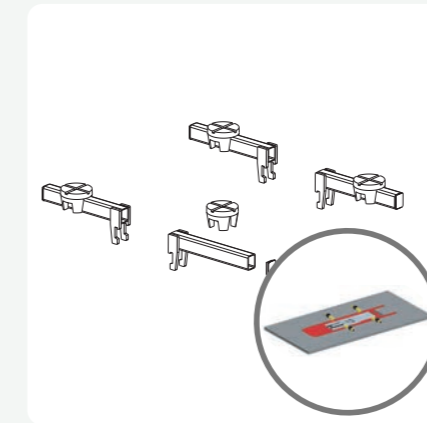
XT14.NA.001




X110.0900



X110.LEV.02



X110.LEV.01



LX02.LEV.04

2 SETS



X110.0600



APS08.0600



X110.0400




X110.0603



LX02.0320

REF NUMBER	DESCRIPTION
X110.3920.x	X-ONE - DRIVE-ON
REF NUMBER	ACCESSORIES
X110.1800.x	LIFTING TABLE
X110.0600	RIGID DECKING PLATES (X110.0600 X 4)
APS08.0600	PULLING UNIT
X110.0400	SILL CLAMPS
X110.0603	RUNWAY DECKING PLATES
LX02.0320	LATERAL PULLING ACCESSORY



CAT.500



SN.99.00



CAS.2000

X-TRAC

LIFTING AND PULLING PLATFORM - RECOMMENDED FOR LIGHT AND MEDIUM REPAIR

REF NO: XT14.3000.x | XT14.3500.x | XT14.3600.x

The ALL NEW X-TRAC with 4000 kg lifting and 10 Ton pulling capacity

X-TRAC is a lifting platform specially designed for light and medium repairs. Once the vehicle is positioned on the platform, it can be easily and rapidly lifted up by the wheels in order to enable the technician to get access to the anchoring points. X-TRAC has a secondary function, which can be used as a scissor lift for Sevenne Bench.

SMART | QUICK | EASY



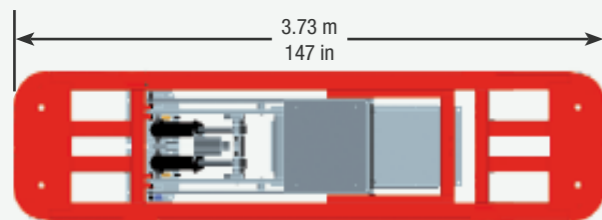
QUICK BENCH

4 TON
LIFTING CAPACITY

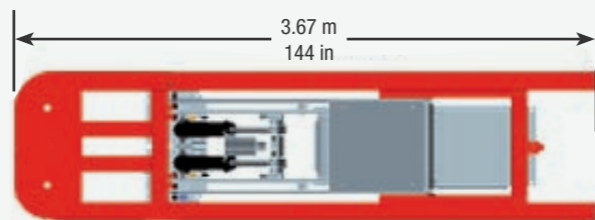
360°

TOP VIEW

Regular



9200.20




9200.01

STANDARD



XT14.1800.x

2 SETS



XT14.0600




XT14.0613



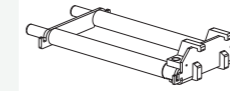
X110.0400



XT14.0614



XT14.0605



XT14.0601




LX02.0606


BASIC



XT14.1800.x



XT14.0605



XT14.0600

3 SETS

RAPID




XT14.1800.x



X110.0400



XT14.0600



XT14.0613

3 SETS



LX02.0602



XT14.0610



XT14.0614

REF NUMBER	DESCRIPTION
XT14.3800.x	X-TRAC STANDARD
XT14.3000.x	X-TRAC BASIC
XT14.3600.x	X-TRAC RAPID



X-TRAC

LIFTING AND PULLING PLATFORM - RECOMMENDED FOR LIGHT AND MEDIUM REPAIR

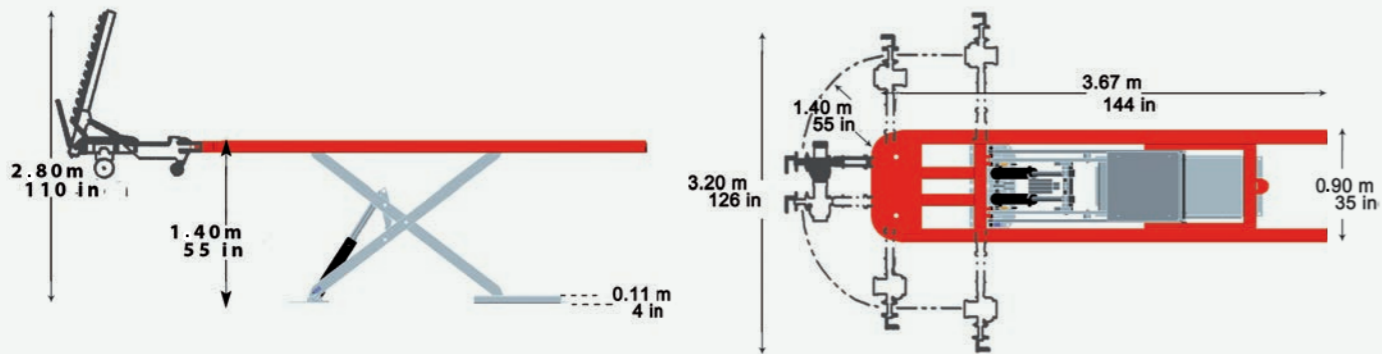
REF NO: XT14.3800.x | XT14.3500.x | XT14.3600.x

The ALL NEW X-TRAC with 4000 kg lifting and 10 Ton pulling capacity

- ⊕ The Sevenne bench on wheels can be maneuvered comfortably on X-TRAC, to achieve the desired working height.
- ⊕ In the event of structural component replacement, X-TRAC facilitates comfortable lifting height for Zinc primer application, Adhesive bonding, Riveting and easy inspection.
- ⊕ X-TRAC provides a better working height during cutting and welding applications while the car is benched on Sevenne.



OPTIONAL



Weight : 1064 Kg / 2346 lbs



X-TRAC

LIFTING AND PULLING PLATFORM - RECOMMENDED FOR LIGHT AND MEDIUM REPAIR

REF NO: XT14.3800.x | XT14.3500.x | XT14.3600.x

OPTIONAL



REF NO: XT14.3800.x


X-TRAC
STANDARD

REF NO: XT14.3000.x

X-TRAC
BASIC



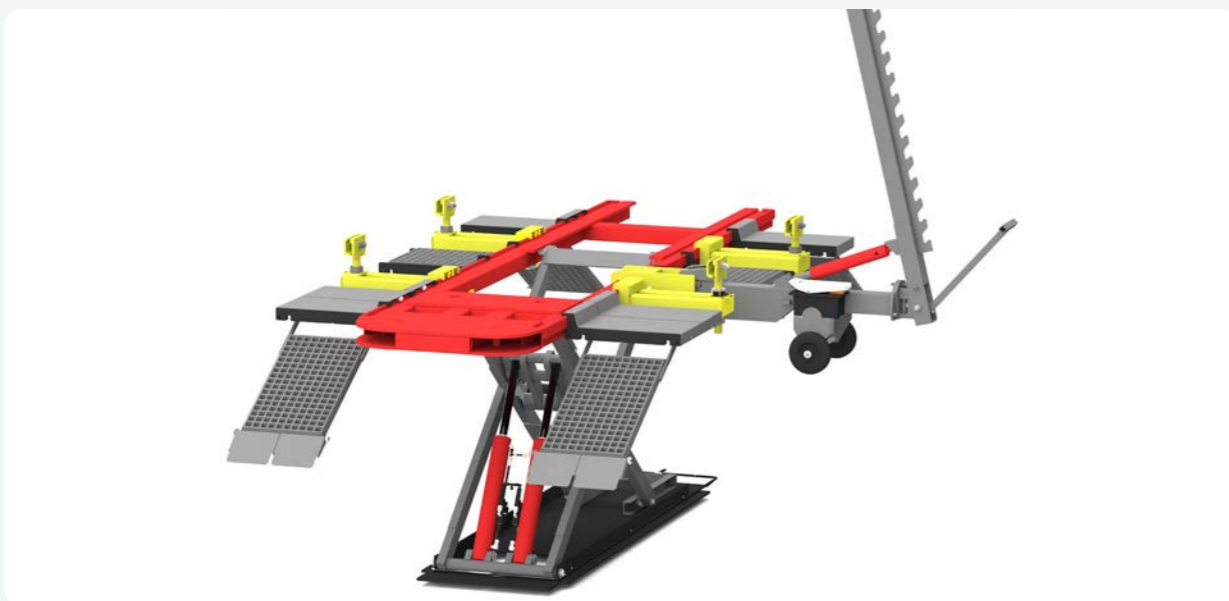
REF NUMBER	DESCRIPTION
XT14.3800.x	X-TRAC STANDARD
REF NUMBER	ACCESSORIES
XT14.1800.x	LIFTING TABLE
X110.0400	SILL CLAMPS
XT14.0600	SET OF 2 RIGID BASKETS
XT14.0613	PULLING UNIT
XT14.0614	LATERAL PULLING ACCESSORY
XT14.0605	6 MINI RAMPS COMPOSITION
XT14.0601	OPENING WHEEL SUPPORT (X2)
LX02.0606	WHEEL POSITIONER



REF NUMBER	DESCRIPTION
XT14.3000.x	X-TRAC BASIC
REF NUMBER	ACCESSORIES
XT14.1800.x	LIFTING TABLE
XT14.0600	SET OF 2 RIGID BASKETS
XT14..0605	6 MINI RAMPS COMPOSITION

REF NO: XT14.3600.x


X-TRAC
RAPID



3 SETS



X110.0400



XT14.0600



XT14.0613



XT14.0614




LX02.0602



XT14.0610

REF NUMBER	DESCRIPTION
XT14.3600.x	X-TRAC RAPID
REF NUMBER	ACCESSORIES
XT14.1800.x	LIFTING TABLE
X110.0400	SILL CLAMPS
XT14.0600	RIGID DECKING PLATES (X2)
XT14.0613	PULLING UNIT
XT14.0614	LATERAL PULLING ACCESSORY
LX02.0602	2 LIFTING PLATES FOR LYNX II
XT14.0610	SLIDING TRACKS

X-TRAC
OPTIONAL ACCESSORIES



XT14.NA.001




X110.0900




XT14.0611



XT14.LEV.02




LX02.LEV.04



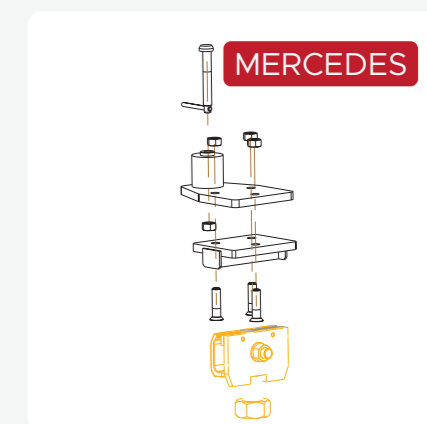
LX02.AN.001



LX02.AN.012



AN.34.S



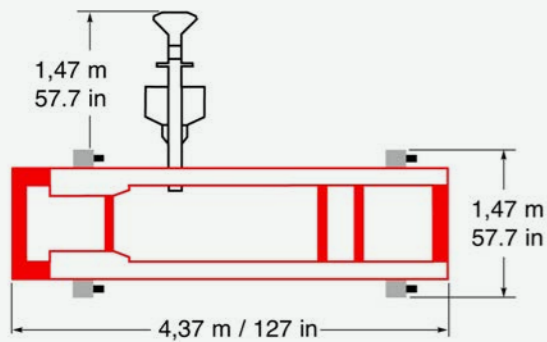
AN.41.LX

SEVENNE

COMPLETE MOBILE BENCH ON WHEELS

REF NO: SVN17.3212

Sevenne is a universal mobile bench, which can be upgraded to Rhone or Griffon. The anchoring can be achieved all around the bench, thanks to its peripheral frame for quick fixing of wheels, clamps, multi-function supports, and a steering handle.



Weight : 750 Kg / 1653 lb

REF NO: SVN17.3212

SEVENNE





9121.533



9121.523



9124.013



SC.40014



ROLL.100



ECO.2001





CSK.15111

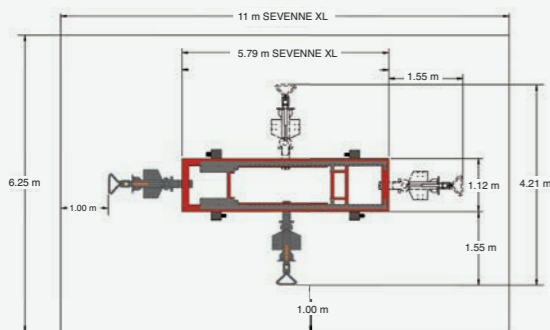
REF NUMBER	DESCRIPTION
SVN17.3212	BENCH + 4 ANCHORING CLAMPS + PULLING UNIT + STORAGE TROLLEY + CABLE + EXTENSION
REF NUMBER	OPTIONAL ACCESSORIES
9121.523	MULTI-FUNCTION SUPPORT
CSK.15111	PULLING KIT
ROLL.100	TROLLEY DISPLACEMENT
SC.40014	4 TON HYDRAULIC KIT
9124.013	SUPPLEMENTARY VECTOR PULLING UNIT
9121.533	STEERING HANDLE

SEVENNE XL

EXTRA LONG MOBILE BENCH ON WHEELS

REF NO: SVN09XL.3112

Extended length bench on wheels is specially designed for repairing larger commercial vehicles. The key feature of this bench allows to position under a 2-post lift for loading and to easily move between work bays. The 5.8 m (19 ft) length is suitable for light trucks and commercial vehicles. The universal peripheral frame enables quick anchoring, adjustment of the clamps, wheels, transport handle and multi-function supports.









Weight : 1350 Kg / 2976 lb

REF NO: SVN09XL.3112

SEVENNE XL



			
9121.533	9121.523	9124.013	SC.40014
			
ROLL.100	CSK.1511		

REF NUMBER	DESCRIPTION
SVN09XL.3112	BENCH + 4 ANCHORING CLAMPS + PULLING UNIT + STORAGE TROLLEY
REF NUMBER	OPTIONAL ACCESSORIES
9121.523	MULTI-FUNCTION SUPPORT
CSK.1511	PULLING KIT
ROLL.100	TROLLEY DISPLACEMENT
SC.40014	4 TON HYDRAULIC KIT
9124.013	SUPPLEMENTARY VECTOR PULLING UNIT
9121.533	STEERING HANDLE

SMART RHONE

IS A MULTIPURPOSE BENCH DESIGNED TO HANDLE ALL KINDS OF LIGHT, MEDIUM AND HEAVY COLLISION REPAIR.

REF NO: RH19S.3501.x | RH19S.3502.x | RH19S.3503.x

The unique feature of SMART RHONE is QUICK ANCHORING. The vehicle can be anchored and ready to perform pulling operations in less than 15 MINUTES.

Compatible with NAJA 3D and EAGLE 3D electronic measuring systems.

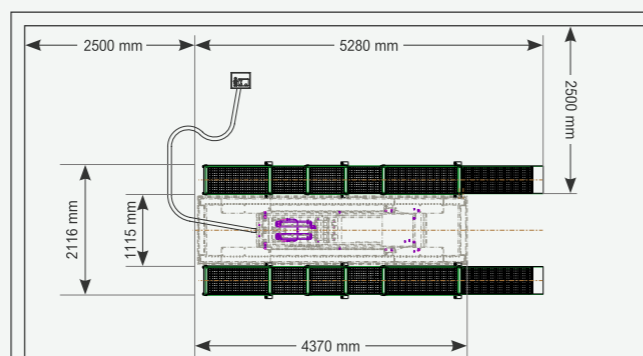
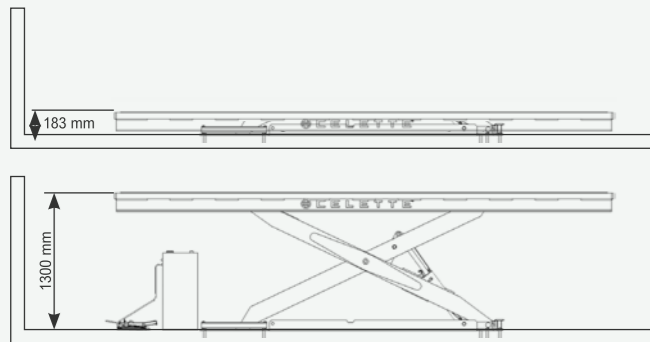
SMART RHONE is the first of its kind which can also accommodate dedicated jigs (MZ+ system) and is compatible with CAMELEON, the universal adaptive jig system.

SMART RHONE is the extremely flexible repair solution for the technician, enhancing body shop productivity.

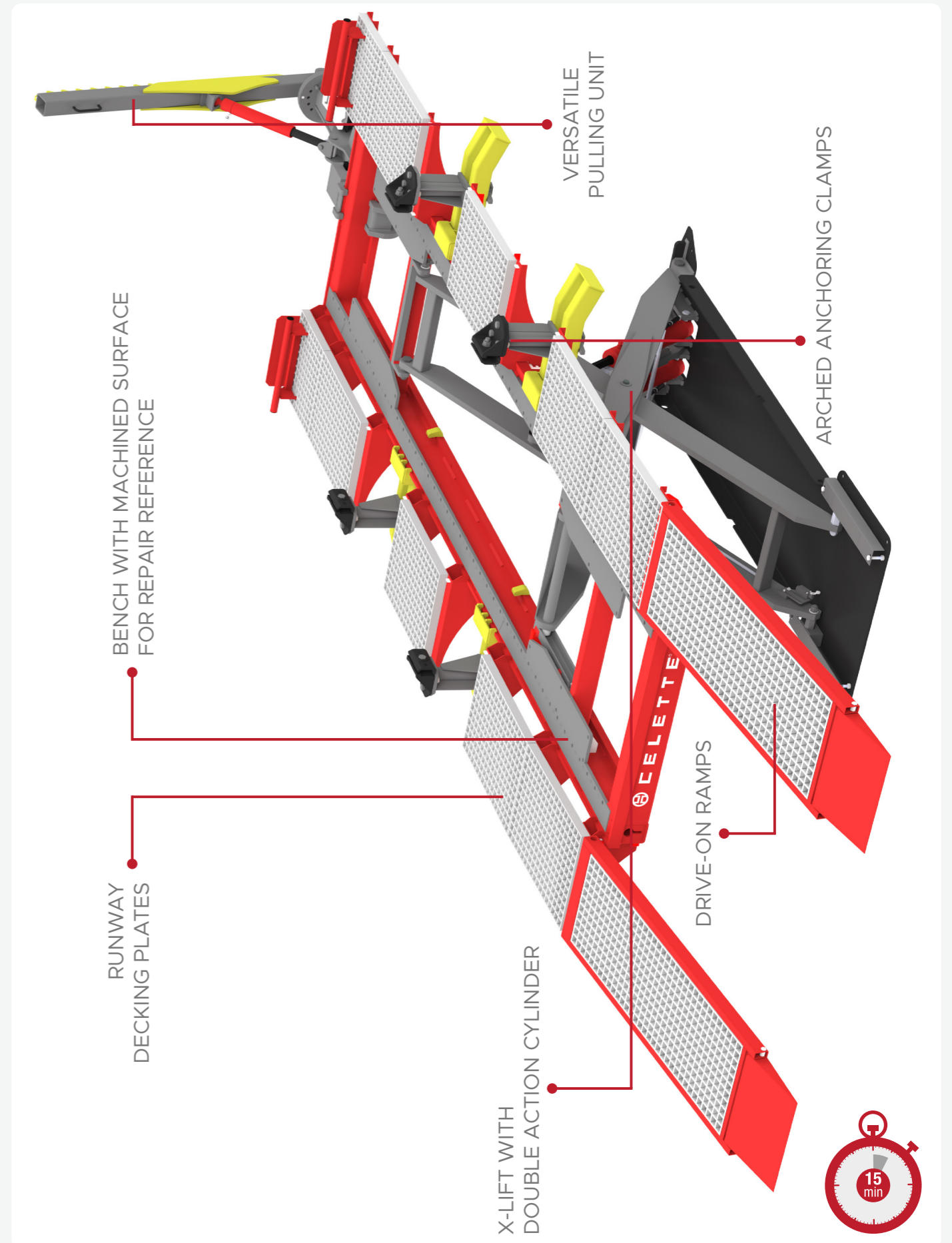
With a 3500 KG LIFTING CAPACITY along with 1300 MM LIFTING HEIGHT the SMART RHONE is versatile and supports all kind of vehicles in its segment.



QUICK ANCHORING OF VEHICLE AND READY TO PULL
SUITABLE FOR LIGHT, MEDIUM AND HEAVY COLLISION REPAIR





SMART RHONE



SMART RHONE

SMART RHONE

S NO.	REF NUMBER	ITEM DESCRIPTION	DETACHABLE	DRIVE-ON	IN-GROUND
			RH19S.3501.3	RH19S.3502.3	RH19S.3503.3
1	RH19S.01.35.x	BENCH WITH X-LIFT + HYD POWER UNIT	●	●	●
2	RH19S.201	SET OF 4 ARCHED CLAMP + STATIC CLAMP	●	●	-
3	RH19S.203	SET OF 4 ADJUSTABLE CLAMP - STRAIGHT	-	-	●
4	RH19S.301	PULLING UNIT 10 TON CAPACITY + EXTENSION	●	●	●
5	RH19S.04	SET OF DETACHABLE RAMP + DECKING PLATES	●	-	-
6	RH19S.0615	SET OF 4 HIGH ADJUSTABLE SILL CLAMPS	-	●	-
7	RVN19X.110	AXLE STAND - ADJUSTABLE	-	●	●
8	RH19S.05	DRIVE ON RAMP ON GROUND + DECKING PLATES	-	●	-
9	9177.03	DECKING PLATES SET FOR IN-GROUND BENCH	-	-	●






CELETTE

www.celette.com

SUITABLE FOR LIGHT, MEDIUM
AND HEAVY COLLISION REPAIR



SMART RHONE
WITH C-STAND

AVAILABLE
ON-DEMAND

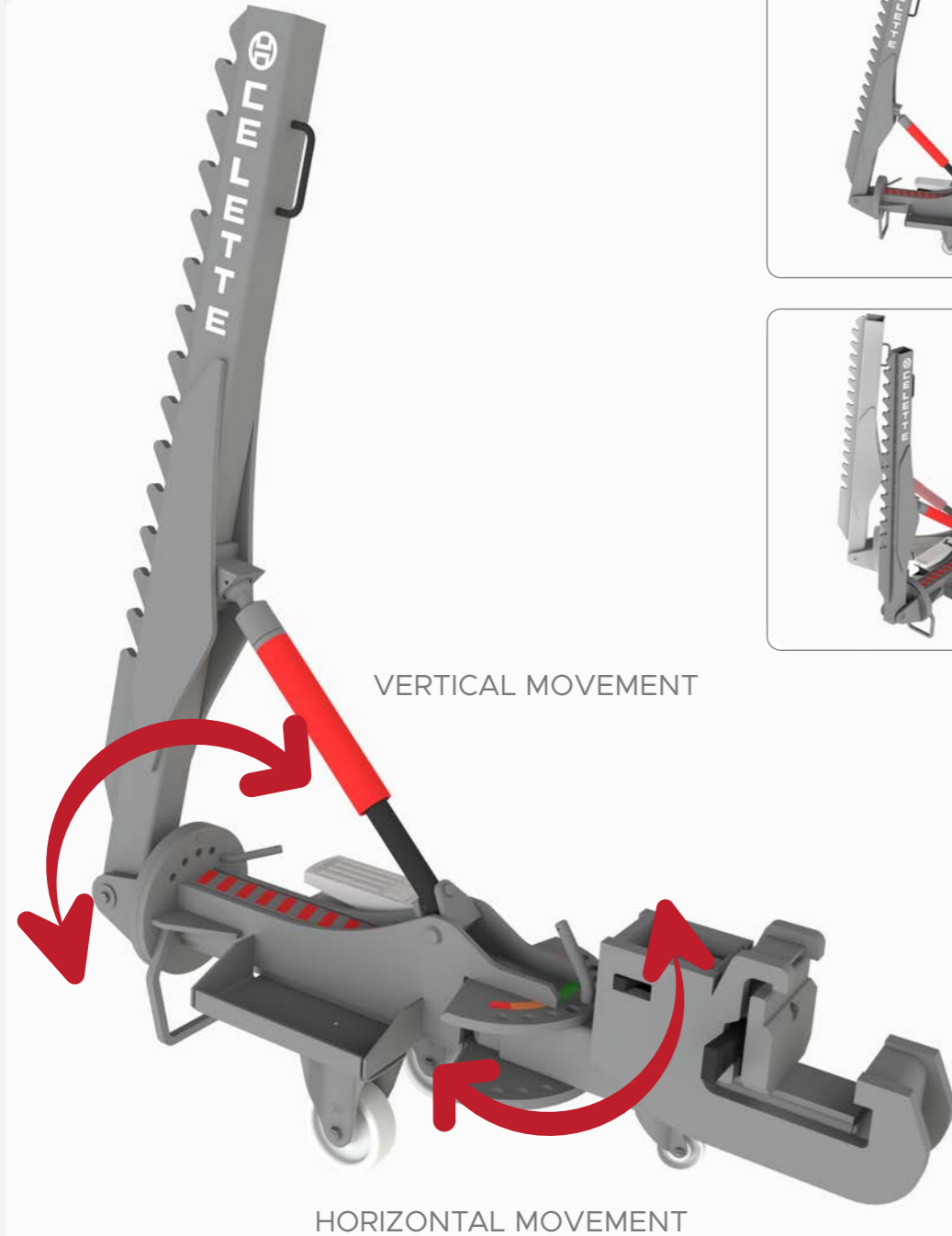
SMART RHONE

QUICK ANCHORING AND READY TO PULL



REF NO: RH19S.301

SMART RHONE PULLER UNIT



VERTICAL MOVEMENT

HORIZONTAL MOVEMENT



VERSATILE PULLING UNIT FOR OPTIMAL PULLING ANGLE EASY & QUICK MOUNTING TO THE BENCH WEDGE MECHANISM – NO FASTENERS


REF NO: RH19S.301

SMART RHONE PULLING ACCESSORIES

OPTIONAL PULLING ACCESSORIES



UNIQUE DESIGN FEATURES



HYDRAULIC DUAL ACTING CYLINDERS

Pressure is applied on the lower chamber of the cylinder to lift the bench
The upper chamber sucks oil at low pressure while lowering the bench
The upper chamber is always filled with oil to prevent formation of rust inside the cylinder housing
Thereby, Increasing the life of all the components inside the cylinder



LIMIT SWITCH

Limit switch alerts the technician when the bench reaches close to the floor additional safety
The limit switch actuates at the pulling tower engaging height on the bench This ensures convenience in operation



EXTRA SAFETY

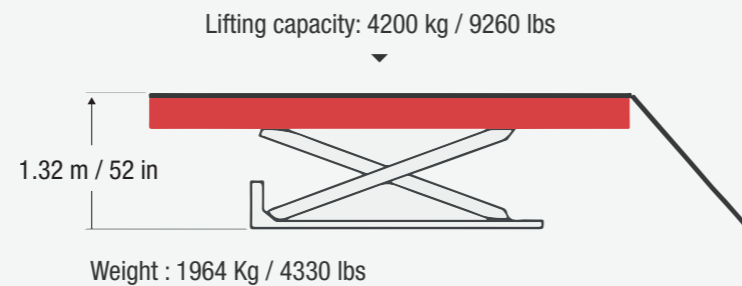
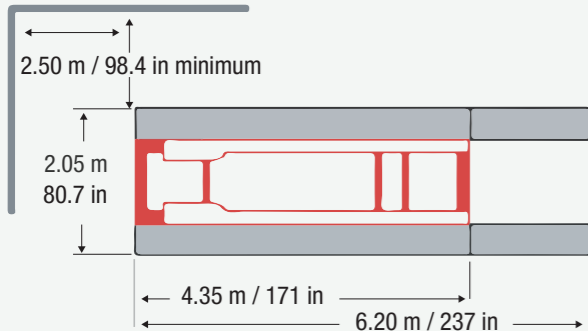
Hydraulic hose burst valve has been used in both the lower chamber cylinders to limit the flow of oil when the system is being lowered
It also restricts the flow of oil from the cylinder in case of a hose burst
This features enhances the safety of the system

RHONE 2.8T | 4.2T

DRIVE-ON BENCH WITH SCISSOR LIFT

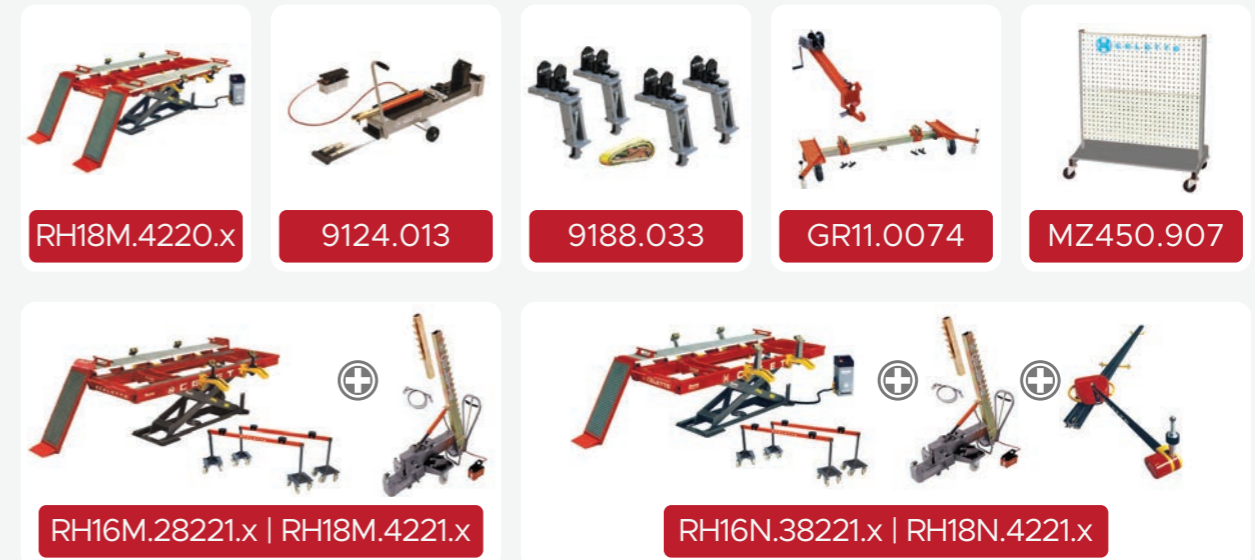
REF NO: RH18M.4220.x

Rhone drive-on bench has been upgraded with a lifting capacity of 4200 kg and to a height of 1.32 m. The most versatile bench facilitates quick diagnosis and straightening with MZ / MZ+ and Cameleon universal bracket sets, pre and post repair reports can be obtained with Celette measuring systems. Thanks to the Celette vehicle loading trolley which enable you to load the damaged vehicles.



REF NO: RH18M.4220.x

RHONE 2.8 | 4.2T



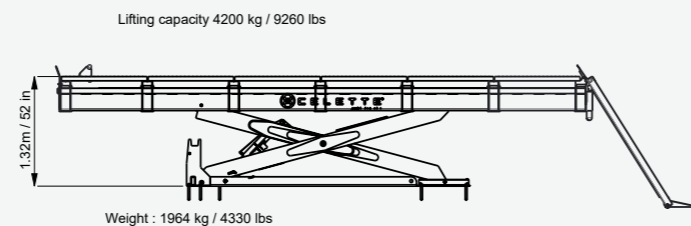
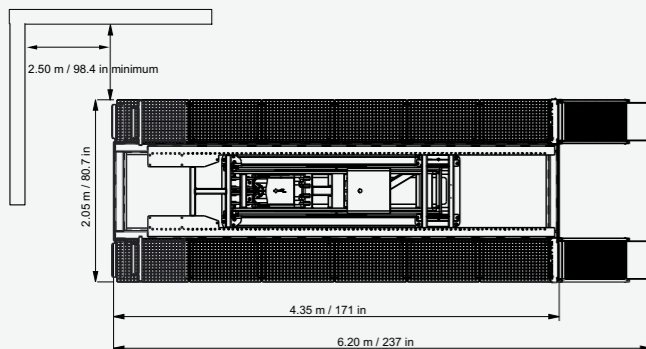
REF NUMBER	DESCRIPTION
RH16M.28221.x RH18M.4221.x	DRIVE-ON BENCH + HYDRAULIC POWER UNIT + 4 ANCHORING CLAMPS + RUNWAY DECKING PLATES (COMPOSITE) + 2 MOBILE STANDS + PULLING UNIT
RH16N.38221.x RH18N.4221.x	DRIVE-ON BENCH + HYDRAULIC POWER UNIT + 4 ANCHORING CLAMPS + RUNWAY DECKING PLATES (COMPOSITE) + 2 MOBILE STANDS + PULLING UNIT + ELECTRONIC MEASURING SYSTEM NAJA 3D
REF NUMBER	OPTIONAL ACCESSORIES
MZ450.907	ACCESSORIES STORAGE TROLLEY
GR11.0074	TROLLEY TO POSITION THE VEHICLE ON THE BENCH
9188.033	TOOL TO HOLD THE CHASSIS VEHICLE
9124.013	SUPPLEMENTARY VECTOR PULLING UNIT (10 TON) + EXTENSION + SAFETY CABLE

RHONE L 4.2T

5-METER-LONG DRIVE-ON BENCH WITH SCISSOR LIFT FACILITATES QUICK LOADING


REF NO: RH18LM.4220.x

Rhone L is the longer version of Rhone drive-on bench with 5 m long and enhanced lifting capacity of 4200 kg. Maximum lifting height is 1.36 m. Recommended for long wheel base vehicle. The detachable rams provides better access to the vehicle while pulling and measuring.



REF NO: RH18LM.4220.x

RHONE L 4.2T



REF NUMBER	DESCRIPTION
RH18LM.4220.x	RHONE L 4.2T DRIVE-ON BENCH + HYDRAULIC POWER UNIT + 4 ANCHORING CLAMPS + RUNWAY DECKING PLATES (STEEL) + 2 MOBILE STANDS
RH18LM.4221.x	RHONE L 4.2T DRIVE-ON BENCH + HYDRAULIC POWER UNIT + 4 ANCHORING CLAMPS + RUNWAY DECKING PLATES (STEEL) + 2 MOBILE STANDS + PULLING UNIT
RH18LN.4221.x	RHONE L 4.2T DRIVE-ON BENCH + HYDRAULIC POWER UNIT + 4 ANCHORING CLAMPS + RUNWAY DECKING PLATES (STEEL) + 2 MOBILE STANDS + PULLING UNIT + ELECTRONIC MEASURING SYSTEMS NAJA 3D
REF NUMBER	OPTIONAL ACCESSORIES
MZ450.907	ACCESSORIES STORAGE TROLLEY
T10S1	HYDRAULIC SET 10 T
SVN19.301	SEVENNE PULLING UNIT
9124.013	SUPPLEMENTARY VECTOR PULLING UNIT

RHONE XL 5.5T

6 M EXTRA LONG DRIVE-ON BENCH WITH DOUBLE SCISSOR LIFT

REF NO: RH18XLF.4221.x | RH18XLF.4211.x
RH18XLM.4221.x | RH18XLM.4211.x



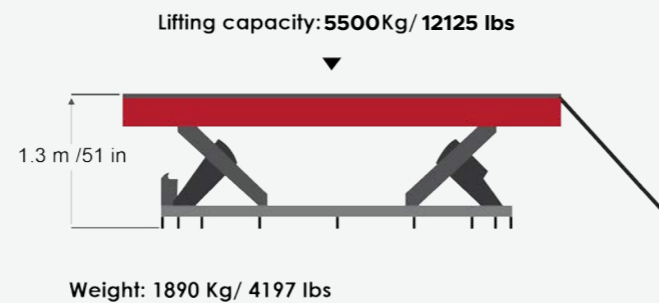
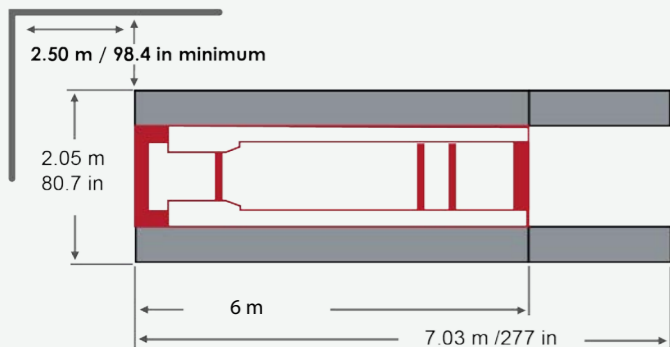
Rhone XL is an extra long bench with 5500 kg lifting capacity to repair all types of light commercial vehicles and long wheel base passenger cars.

The unique feature of this bench is the lifting height of 1.3 meter that enables you to work at a very comfortable height for better productivity.

- ⊕ Suitable for all kinds of LIGHT COMMERCIAL VEHICLE
- ⊕ Six meter long bench with 1.3 meter Working Height
- ⊕ Extra long drive-on bench with double scissor lifts



EXTRA LONG BENCH WITH MASSIVE LIFTING CAPACITY
FOUR CYLINDERS WITH TWIN SAFETY MECHANISM




THE TABLE BELOW SHOWS THE DIFFERENT VARIANTS OF RHONE XL AND ITS ASSOCIATED COMPONENTS

REF NUMBER	DESCRIPTION
RH18XLF.4221.x	RHONE XL 5.5T (IN-GROUND) + PULLING UNIT "SEVENNE" WITH AXLE STANDS
RH18XLF.4211.x	RHONE XL 5.5T (IN-GROUND) + PULLING UNIT "SEVENNE" WITH C-STANDS
RH18XLM.4221.x	RHONE XL 5.5T DRIVE-ON BENCH (ON-GROUND) + PULLING UNIT "SEVENNE" WITH AXLE STANDS
RH18XLM.4211.x	RHONE XL 5.5T DRIVE-ON BENCH (ON-GROUND) + PULLING UNIT "SEVENNE" WITH C-STANDS
SVN19.301	SEVENNE PULLING UNIT (10 TON) + EXTENSION + SAFETY CABLE
RVN93X.110	4 AXLE STANDS WITH CASTERS
RH18S.201	C-STANDS FOR WHEELS
9186.03	IN-GROUND RAMPS
9123.023	ARCHED SILL CLAMPS
9186.312	GRIFFON XL BENCH BASE
RH18XL.01.520	X-LIFT WITH POWER UNIT

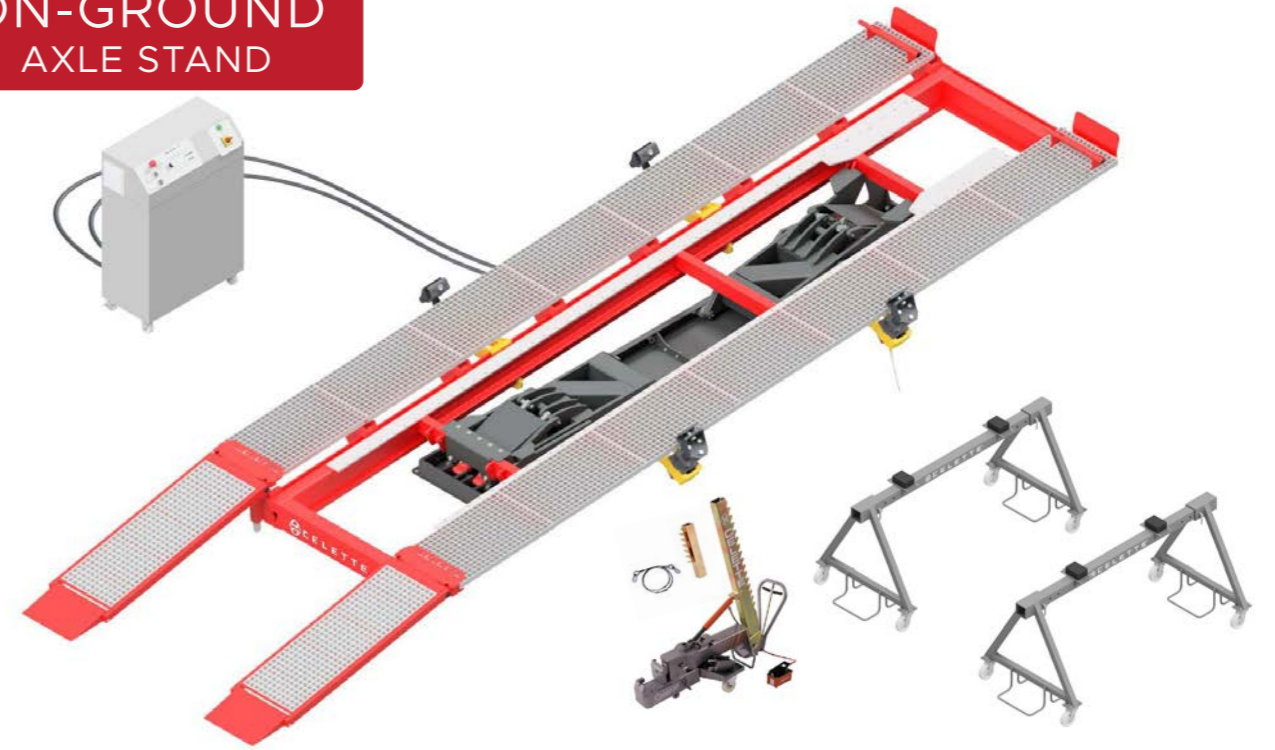
RH18XLF.4221.x

IN-GROUND
AXLE STAND



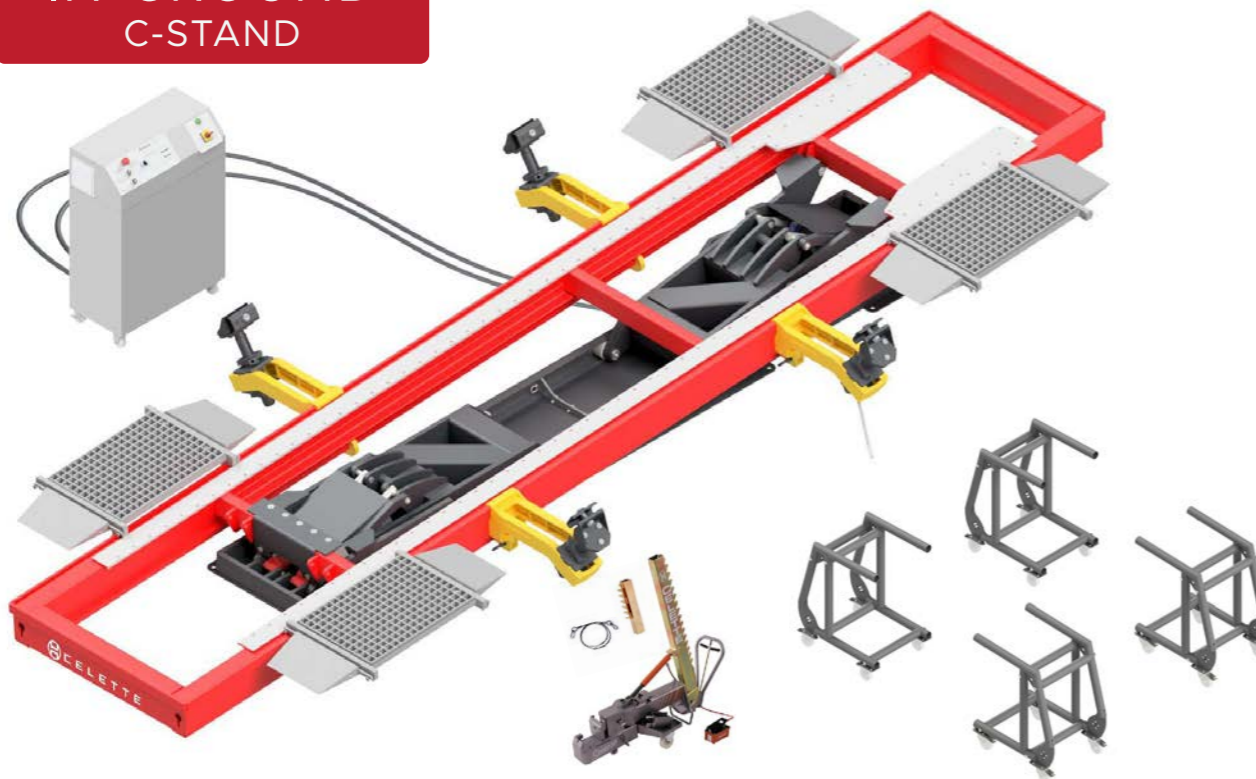
RH18XLM.4221.x

ON-GROUND
AXLE STAND



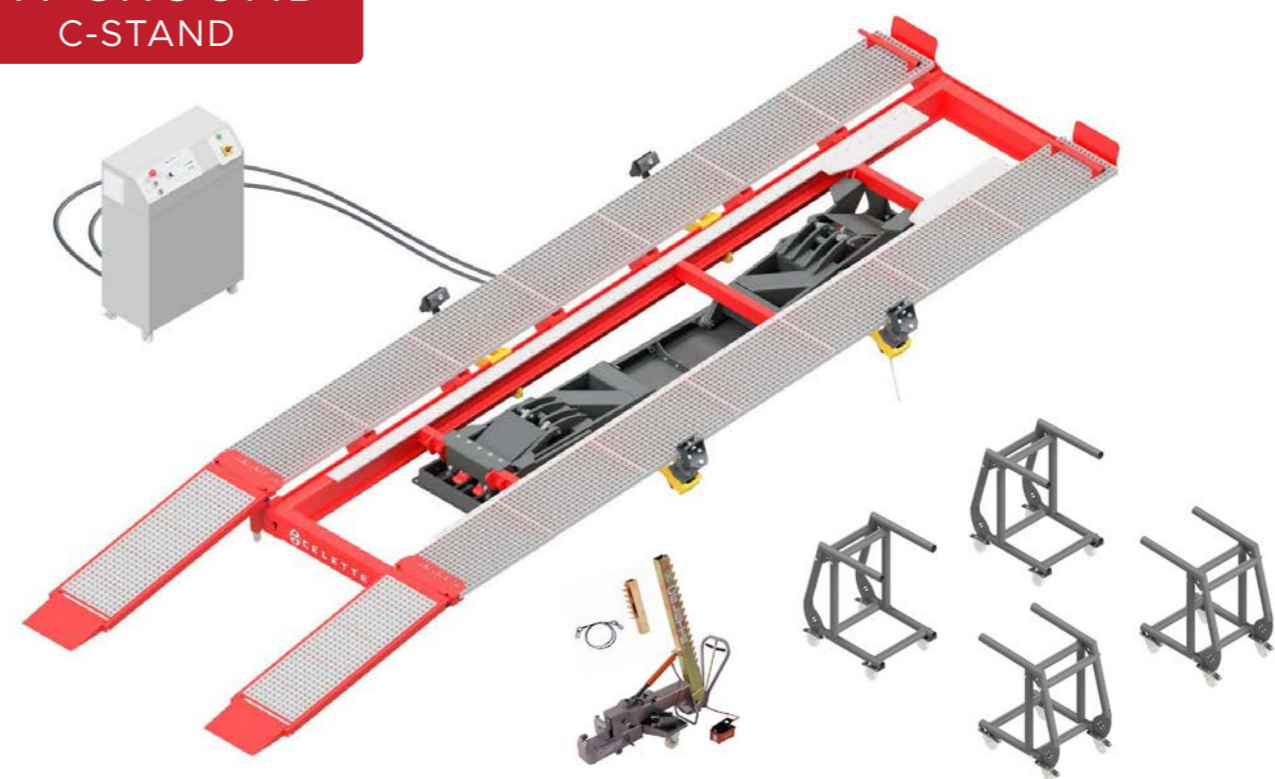
RH18XLF.4211.x

IN-GROUND
C-STAND



RH18XLM.4211.x

ON-GROUND
C-STAND




GRIFFON

DRIVE-ON BENCH WITH SECONDARY LIFTING SYSTEM

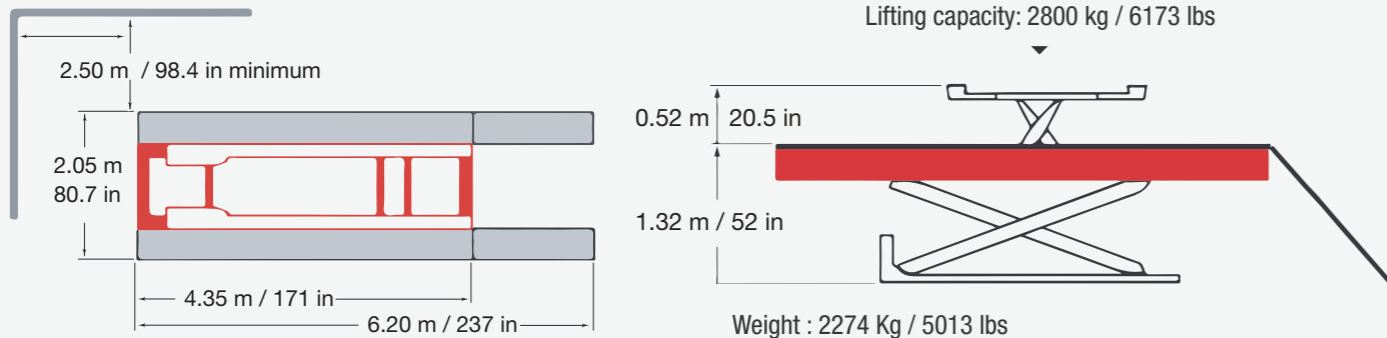
REF NO: GR16F.38021.x

Griffon is a drive-on bench with a 2800 kg lifting system using a runway decking plate. Dismantling the anchoring clamps and cross-members is not required while positioning the vehicle. The inner lifting system is operated by means of a remote control device.

Only a part of the runway decking plate (light but solid, made of composites) needs to be removed if the repairing process requires it. Extra heavy duty pulling unit with 10 Ton capacity.

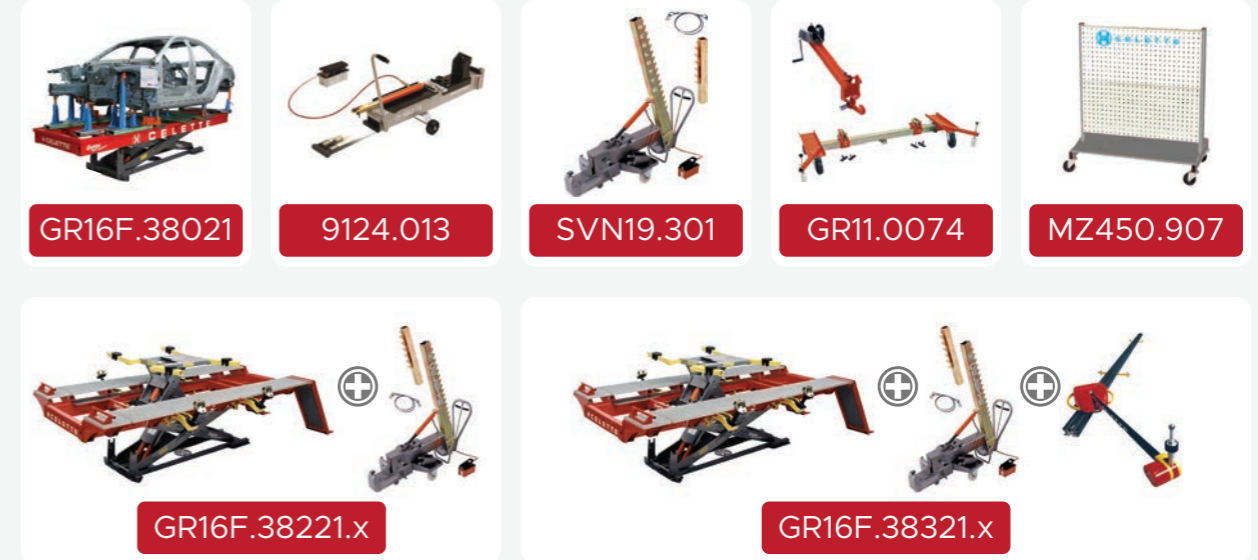


Lifting capacity: 2800 kg / 6173 lbs



REF NO: GR16F.38021.x

GRIFFON



REF NUMBER	DESCRIPTION
GR16F.38021. X	LIFTING BENCH + HYDRAULIC POWER UNIT + INNER LIFT + ANCHORING CLAMPS + RUNWAY DECKING PLATES + DRIVE-ON RAMPS
GR16F.38221. X	LIFTING BENCH (DOUBLE ENTRY) + HYDRAULIC POWER UNIT + INNER LIFT + ANCHORING CLAMPS + RUNWAY DECKING PLATES + SEVENNE PULLING UNIT
GR16F.38321. X	LIFTING BENCH (DOUBLE ENTRY) + HYDRAULIC POWER UNIT + INNER LIFT + ANCHORING CLAMPS + RUNWAY DECKING PLATES + SEVENNE PULLING UNIT + ELECTRONIC MEASURING SYSTEM NAJA 3D
REF NUMBER	OPTIONAL ACCESSORIES
MZ450.907	ACCESSORIES STORAGE TROLLEY
GR11.0074	TROLLEY TO POSITION THE VEHICLE ON THE BENCH
SVN19.301	SEVENNE PULLING UNIT
9124.013	SUPPLEMENTARY VECTOR PULLING UNIT

GRIFFON VB

MOBILE DRIVE-ON BENCH WITH INTEGRATED INNER LIFTING SYSTEM

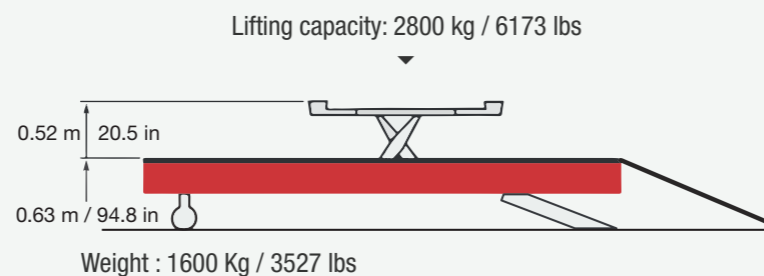
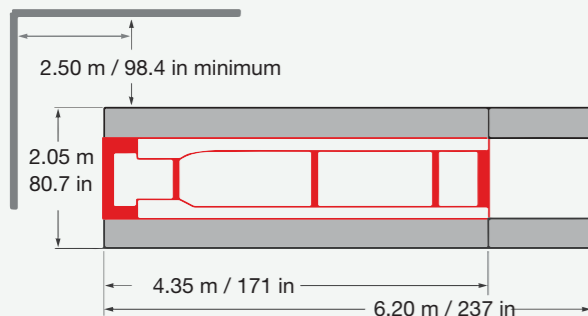

REF NO: GR05F.2022.x

Griffon VB is a mobile system with an added convenience of drive-on bench that enables you to organize any work bay into a straightening area. The bench remains mobile with the vehicle in position, thanks to the castor wheels. This bench is equipped with an inner lifting unit which can be operated by means of a remote control system.



REF NO: GR05F.2022.x

GRIFFON VB



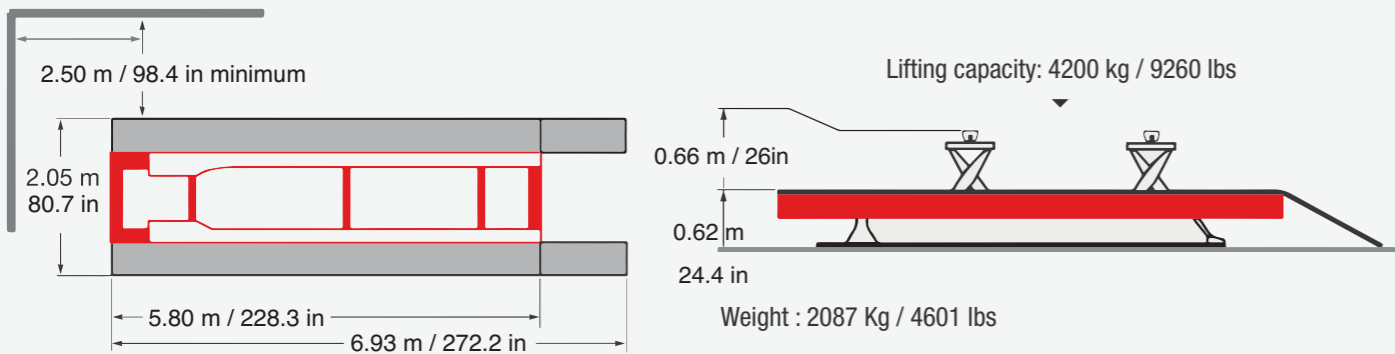
REF NUMBER	DESCRIPTION
GR05F.2022	BENCH + HYDRAULIC POWER UNIT + INNER LIFT + 4 ANCHORING CLAMPS+ RUNWAY DECKING PLATES
REF NUMBER	OPTIONAL ACCESSORIES
MZ450.907	ACCESSORIES STORAGE TROLLEY
GR11.0074	TROLLEY TO POSITION THE VEHICLE ON THE BENCH
SVN19.301	SEVENNE PULLING UNIT
9124.013	SUPPLEMENTARY VECTOR PULLING UNIT

GRIFFON XL

EXTRA LONG BENCH WITH TWIN LIFTING SYSTEM



REF NO: GXL08.5812.x

5.8 m long bench GRIFFON XL is specially designed for repairing commercial vehicles and SUVs. This length enables you to complete simultaneous repairs at both the front and rear of the vehicle. This bench is supplied with 2 independent inner lifting units and a hydraulic tilting system.



REF NO: GXL08.5812.x

GRIFFON XL



REF NUMBER	DESCRIPTION
GXL08.5812.x	BENCH + HYDRAULIC POWER UNIT + 2 INNER LIFTS + 4 ANCHORING CLAMPS + RUNWAY DECKING PLATES + REAR LIFTING UNIT
REF NUMBER	OPTIONAL ACCESSORIES
MZ450.907	ACCESSORIES STORAGE TROLLEY
GR11.0074	TROLLEY TO POSITION THE VEHICLE ON THE BENCH
SVN19.301	SEVENNE PULLING UNIT
9124.013	SUPPLEMENTARY VECTOR PULLING UNIT



SYSTEM 5000

FLOOR REPAIR SYSTEM - 3 POINT COMPOSITION

System 5000 is composed of modular rails built into the floor. It can be adapted to various workshops. The following 2 pulling systems are available :

1. System 3P
2. Dyno 2000 (For light commercial vehicle)

IN SITUATION:
PULL + PUSH + VECTOR

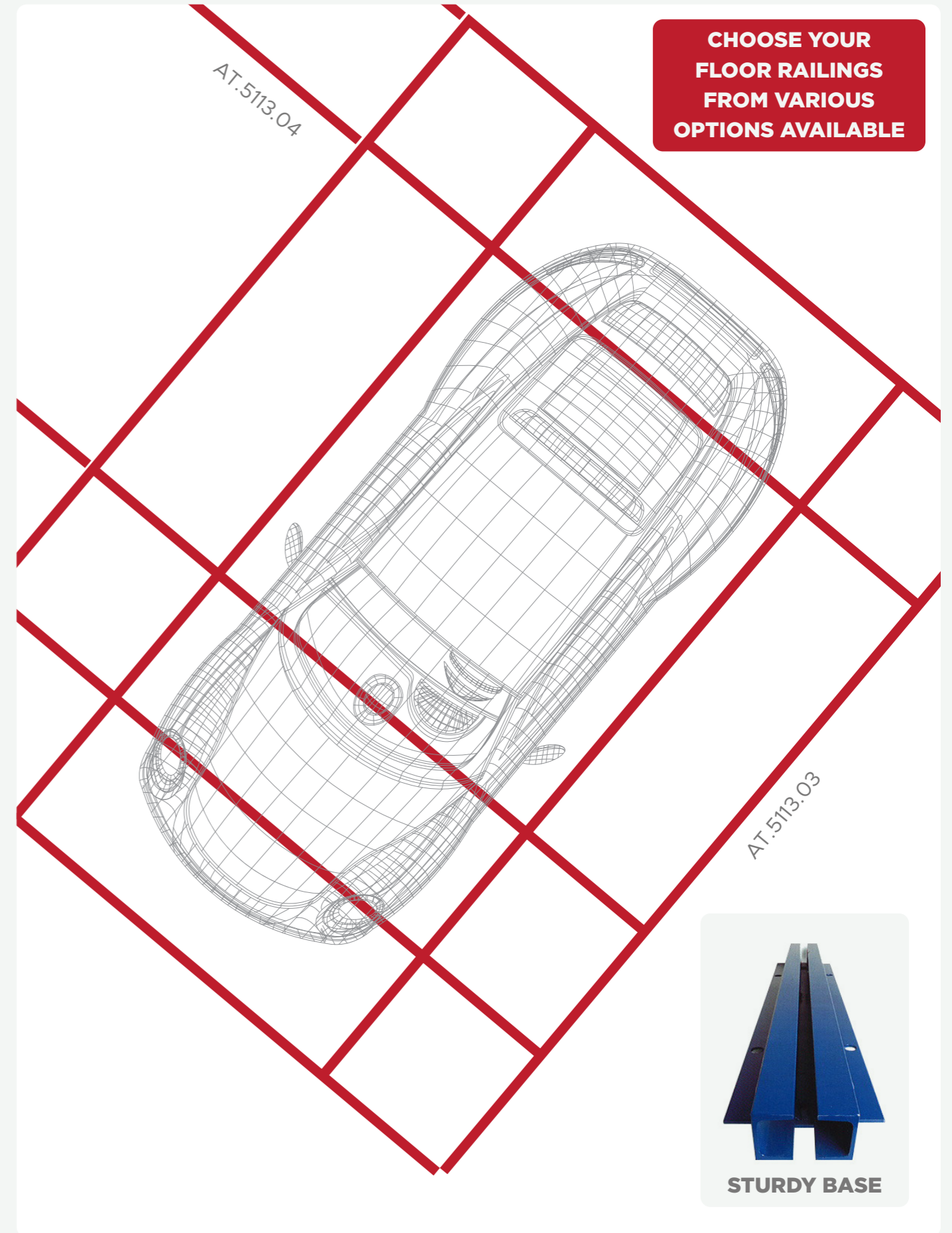


WHAT IS 3 P? 3 Point composition is a very simple floor system used to hold and pull the vehicle in the desired direction by using the rails as **FULCRUM**, the cylinder as **EFFORT** and **LOAD** at the clamps

BUILD YOUR OWN COMPOSITION:

- STEP 1** ▶ Choose your floor railings
- STEP 2** ▶ Select the anchoring clamp
- STEP 3** ▶ Choose your desired pulling accessories

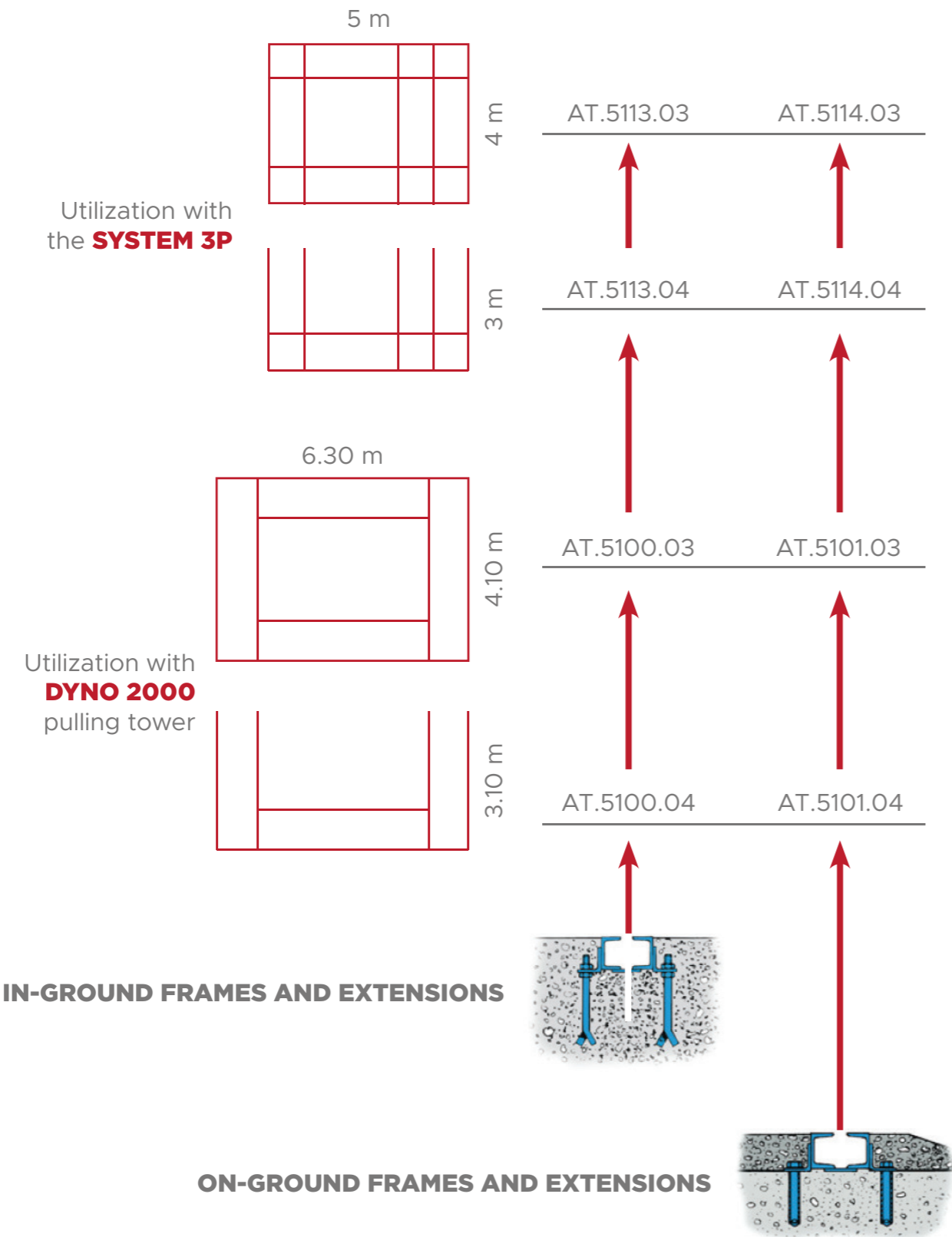
CHOOSE YOUR FLOOR RAILINGS FROM VARIOUS OPTIONS AVAILABLE



SYSTEM 5000

FLOOR REPAIR SYSTEM - 3 POINT COMPOSITION

MODULAR ANCHORING FRAMES FOR FLOOR SYSTEMS



SYSTEM 5000

FLOOR REPAIR SYSTEM - 3 POINT COMPOSITION

ANCHORING CLAMPS



SYSTEM 5000

PULLING CLAMPS & ATTACHMENTS

SYSTEM 5000

FLOOR REPAIR SYSTEM - 3 POINT COMPOSITION



REF NO: OCS.0630

SN.99.00

RECOMMENDED PULLING ACCESSORIES WITH FLOOR TYPE COLLISION REPAIR SYSTEM - FOR MULTIPLE PULLING OPERATIONS



ATD.142



ATD.130



ATD.01.133



ATD.144



ATD.165



SK.3101



ATD.01.801



ATD.186



CSK.15301

2 NO's



STN.400



CAT.500

CN.2410

CR.210

CN.2410

ATD.1324


ATD.1343

ATD.1312

ATD.135

PULLING CLAMPS AND ATTACHMENTS

SYSTEM 3P | DYNO 2000



ATD.176




ATD.190



ATD.5947



CN.2420




HYP.2301




VA10S.251



CAT.700



ATD.210



ATD.206



ATD.177

DYNO 2000

DYNO 2000


PULLING TOWER FOR FLOOR SYSTEM - LIGHT COMMERCIAL VEHICLE

REF NO: TDN.2612

The pulling tower Dyno 2000 is mobile, powerful and compact. It can be quickly adjusted to different heights and is supplied with a remote control to ease the operations. Dyno 2000 is equipped with a 10T pulling ram and a hydro-air pump that enables equal pulling force at all heights.



ULTRA-RAPID ADJUSTMENT
IN HEIGHT



DYNO 2000

DYNO 2000


PULLING TOWER FOR FLOOR SYSTEM - LIGHT COMMERCIAL VEHICLE

REF NO: TDN.2612



FEATURES:

- ⊕ Pulling force available at all heights
- ⊕ Multiple pulling angles
- ⊕ Longer ram stroke (19.6 in)
- ⊕ Integrated ram and hydro-air pump
- ⊕ Quick and easy height setting
- ⊕ Remote control for easy and safe working conditions
- ⊕ Fast anchoring by means of self-locking system
- ⊕ Weight: 375 lb (170 kgs)
- ⊕ Height: 102 in (2.60 m)



CAT.508



CN.2420



CAT.590



CAT.505



2 NO's

4 NO's

5 NO's

CAT.503

REF NUMBER	DESCRIPTION
TDN.2612	PULLING TOWER
CAT.508	TRACTION COMPOUND
CAT.590	ANCHORING SET

TETRAC +

TETRAC +

TOOL TO HOLD THE CHASSIS VEHICLE

REF NO: 9188.033

Tetrac+ can be adapted to the Celette benches, Vegamax and the floor system. Tetrac+ has a set of 4 clamps and a ratchet strap (multiple adaptors for axle mounting).



REF NO: 9188.033



SPECIFIC ANCHORING

SPECIFIC ANCHORING

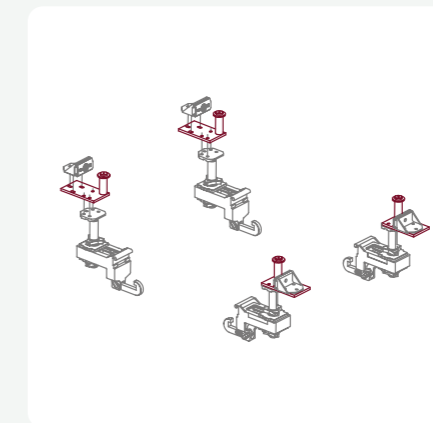
MB, BMW, RENAULT AND NISSAN ANCHORING

REF NO: AN.34.B | AN.36.04 / AN.36.E / AN.44 | 9212.013 / AN.41

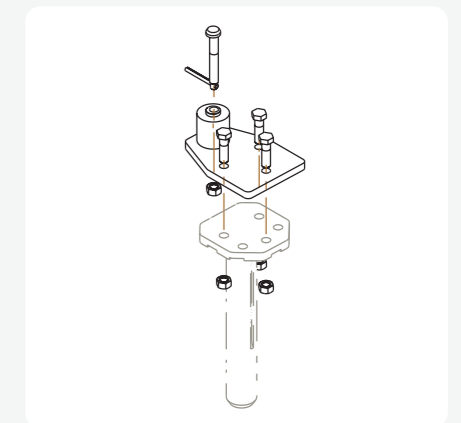
Anchoring dedicated for BMW | Renault Megane, Scenic II and III | Mercedes BENZ



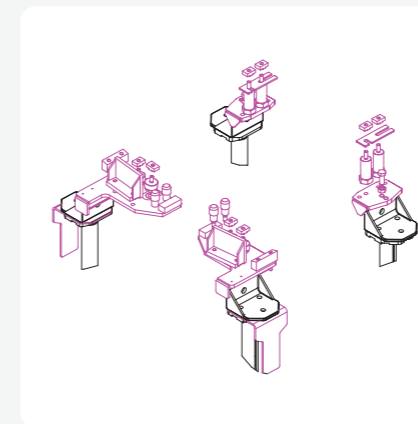
AN.34.B



AN.42



AN.41



AN.36.04



9212.013

REF NUMBER	DESCRIPTION
AN.34.B	ANCHORING SET FOR BMW (REFERENCE BMW : 81410430974)
AN.42	ANCHORING KIT FOR RENAULT MASTER VAN
AN.41	ANCHORING KIT FOR MERCEDES
AN.36.04 / AN.36.E / AN.44	ANCHORING SET FOR RENAULT : CLIO III / CLIO IV / CAPTUR / MODUS / FLUENCE / MEGANE II / MEGANE III / SCENIC II / SCENIC III & NISSAN : MICRA K12 ESPACE V MEGANE IV ESTATE SCENIC IV GRAND SCENIC IV TALISMAN TALISMAN ESTATE ESPACE V
9212.013	MERCEDES ANCHORING SET

PULLING CLAMPS & ATTACHMENTS

PULLING CLAMPS AND ATTACHMENTS

ATD ACCESSORIES

 100 mm ATD.142	 ATD.1432	 ATD.1461	 ATD.1481	 ATD.203
 ATD.01.133	 0.75 ml 1.50 ml SN.99.00	 ATD.140	 ATD.204	 947.910
 ATD.01.802	 ATD.01.801	 ATD.144	 ATD.205	 CAS.2000
 ATD.130	 ATS.1802	 ATD.01.850	 ATD.01.149	 ATD.220
 ATD.206	 ATD.177	 ATD.210	 ATD.165	
 CN.2410	 CR.210	 CN.2410	 CAT.500	
 ATD.1324	 ATD.1343	 ATD.1312	 ATD.135	

CELETTE ACCESSORIES

 700 bars -4t HYR.64 HYR.54		 700 bars -10t HYR.61 HYR.51		 700 bars -10t HYR.53 HYR.63	
 700 bars -10t HYR.52 HYR.62		 HYA.103	 HYA.104	 1L 5L HYA.150	
 HYP.R.2601	 HYP.2301	 HYP.0504	 HYP.0601	 HYP.1501	
 SK.2101-4	 SK.3105	 SK.3106	 SK.3105	 SK.3101	
 SK.3107	 SK.3102	 SK.3104	 SK.3111	 SK.2100	
 SK.1102	 SK.1104	 SK.1101	 SK.1103	 SK.5102	

 SK.3110	 SK.3109	 AV.2101-5	 AV.3105	 AV.3103
 AV.3101	 AV.3108	 AV.3107	 AV.3102	 AV.5101
 AV.5102	 AV.3106	 AV.1101	 AV.1102	 AV.1103
 AV.1104	 AV.1105	 AV.3112	 AV.3109	 AV.3113
 AV.3115	 ATS.170.02	 ATS.1735	 ATS.1711	 ATS.177
 ATS.191	 ATS.183	 ATS.176	 ATS.190	 ATS.1801

 ATS.1802	 ATS.01.182	 918.920	 ROLL.100	 GR97.0073
 ESP.MP.02	 AV.3108	 SK.3211	 SK.3206	 SK.3207
 SK.2201-3	 B.81	 SK.3202	 SK.3203	 SK.3205
 SK.3209	 CR.210.30	 CR.313.30	 CR.310	 CN.3000.30
 CN.2410	 CN.2420	 PRES.3104	 SC.15031 10T HYDRAULIC SET	
 SC.40014 4T SUPER HYDRAULIC KIT				

SYSTEM MZ+

SYSTEM MZ+

TOWER + PISTON + JIGS = THE RIGHT COMBINATION

REF NO: UPON REQUEST

System MZ+ is an evolution from the MZ system. It is simple, rapid and accurate for holding and positioning. The modular crossmembers, MZ towers and pistons are universal. The MZ+ tops are vehicle specific.



SYSTEM MZ+

SYSTEM MZ+

TOWER + PISTON + JIGS = THE RIGHT COMBINATION

REF NO: UPON REQUEST

Homologated by the world leading car manufacturers, the MZ jig system is an accurate tool based on a fixture system that is used on car production line which eliminates operator error (no guesswork) and ideal for any structural repairs



955A.9612



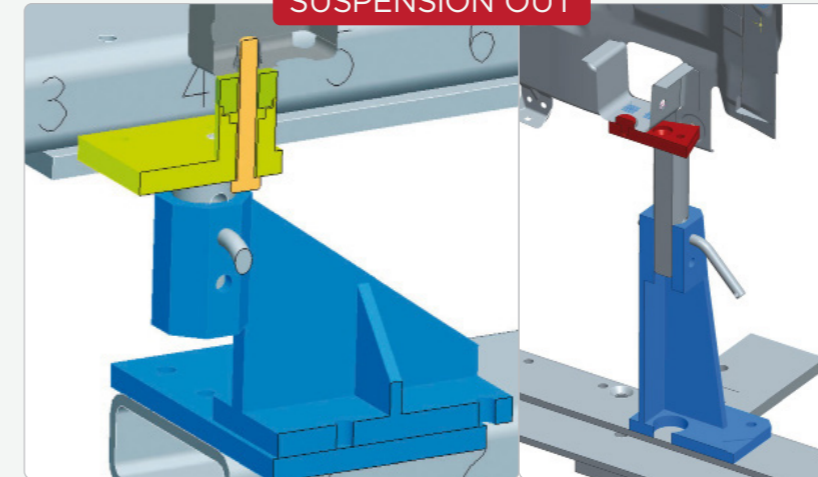
MZ450.010



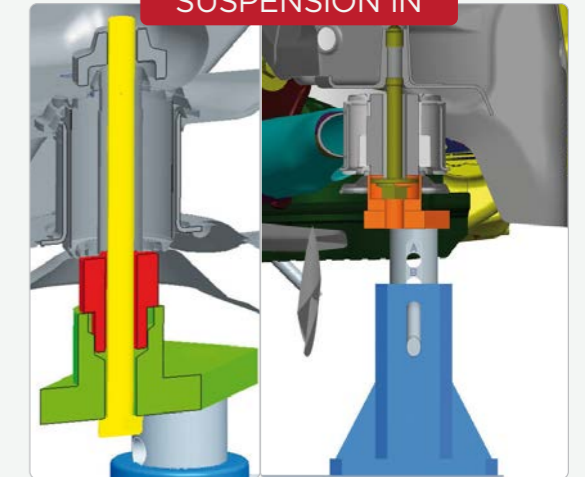
MZ2500.000



SUSPENSION OUT



SUSPENSION IN



SYSTEM MZ+

SYSTEM MZ+

TOWER + PISTON + JIGS = THE RIGHT COMBINATION

REF NO: UPON REQUEST



955A.9412



9113.063



955A.9252



955A.9012



XXXX.xx



MZ450.925

REF NUMBER	DESCRIPTION
9113.063	OVERHEAD GANTRY
955A.9252	5 ALUMINUM CROSSMEMBERS SET WITH STORAGE TROLLEY
MZ450.925	SET OF 22 MZ TOWERS + STORAGE TROLLEY (EVOLUTION OF REFERENCE MZ450.915)
XXXX.xx	VEHICLE SPECIFIC BRACKET SETS (REFER WEBSITE)
955A.9012	ALUMINUM CROSSMEMBERS SET
955A.9412	6 MERCEDES ALUMINUM CROSSMEMBERS SET

OVERHEAD GANTRY UPPER BODY JIGS

OVERHEAD GANTRY - UPPER BODY JIGS

TOWER + PISTON + JIGS = THE RIGHT COMBINATION

REF NO: 9113.063

The overhead gantry provides perfect alignment of the lateral panels (car-body lateral elements) and of the upper parts of the car-body (e.g. cabriolet).



9113.063



CAMELEON

Universal Jig is a system which has modularity in all the three XYZ axis which allows to setup Jigs accurately with standard tools provided by manufacturers.

The Celette universal jig system called the Cameleon is a set of customizable tools that enables the user to build highly accurate jig for any vehicle. The universal jig system works with a web based user-friendly software that determines the layout of each car based on the 3D database acquired from the respective automotive OEMs globally. The universal jig system has modularity of 1 mm on each X, Y & Z axis which enables to control the length, width & height of the different points in the car during the repair process.

WHY CAMELEON IS THE BEST UNIVERSAL JIG SYSTEM?

Cameleon universal jig system offers a complete and accurate structural repair solution for all the existing and upcoming vehicles without the need for additional tools. Online 3D software of Cameleon universal jig system ensures UP-TO-DATE largest world vehicle database. No compromise in the accuracy level of repair by Celette adaptable jig. Intuitive assembly layout facilitates quick construction of Cameleon universal jig. Complete universal jig solution for measuring/diagnosis, anchoring, re-construction and repair with a unique technique for all the vehicles in the segment. Universal jig setup can be customized online with 3D interaction interface to response your repair environment. Diagnostic, Pre and Post report can be created and sent to insurance companies or customers using Celette universal jig system.

VARIANTS

ENTRY | PLUS | PREMIUM



CAMELEON

CAMELEON


CUSTOMIZABLE FIXTURE SOLUTION - UNIVERSAL | ADJUSTABLE

REF NO: CAM01.102 | CAM02.142 | CAM02.162

A New concept for structural repair and measurement of damaged vehicles. Cameleon offers a complete and accurate structural repair solution for all the existing and future vehicles without the need for additional tools.



US 11,373,456 B2



- ⊕ Online 3D software ensures up-to-date vehicle database all the time
- ⊕ Intuitive assembly layout facilitates quick construction of Cameleon fixtures
- ⊕ No compromise in the accuracy level of repair
- ⊕ Complete solution for measuring/diagnosis, anchoring, re-construction and repair with a unique technique for all the vehicles in the segment
- ⊕ Facilitates the use of existing Celette benches, cross members, MZ towers and MZ+ pistons
- ⊕ User-friendly software interface enables faster learning by body technicians
- ⊕ Twice as efficient in terms of productivity compared to electronic measuring systems and so-called universal jig systems

CAMELEON

CUSTOMIZABLE FIXTURE SOLUTION - UNIVERSAL | ADJUSTABLE

REF NO: CAM01.102 | CAM02.142 | CAM02.162



US 11,373,456 B2

BUILD YOUR OWN **JIGS** WITH **OEM 3D CAD** COORDINATES - CELETTE CERTIFIED REPAIR WITH CAMELEON

CAM02.162

PREMIUM

16 - FIXTURES



RECOMMENDED FOR MAJOR REPAIR

CAM02.142

PLUS

14 - FIXTURES



RECOMMENDED FOR MEDIUM REPAIR


CAM01.102

ENTRY

10 - FIXTURES



RECOMMENDED FOR LIGHT REPAIR



CAMELEON

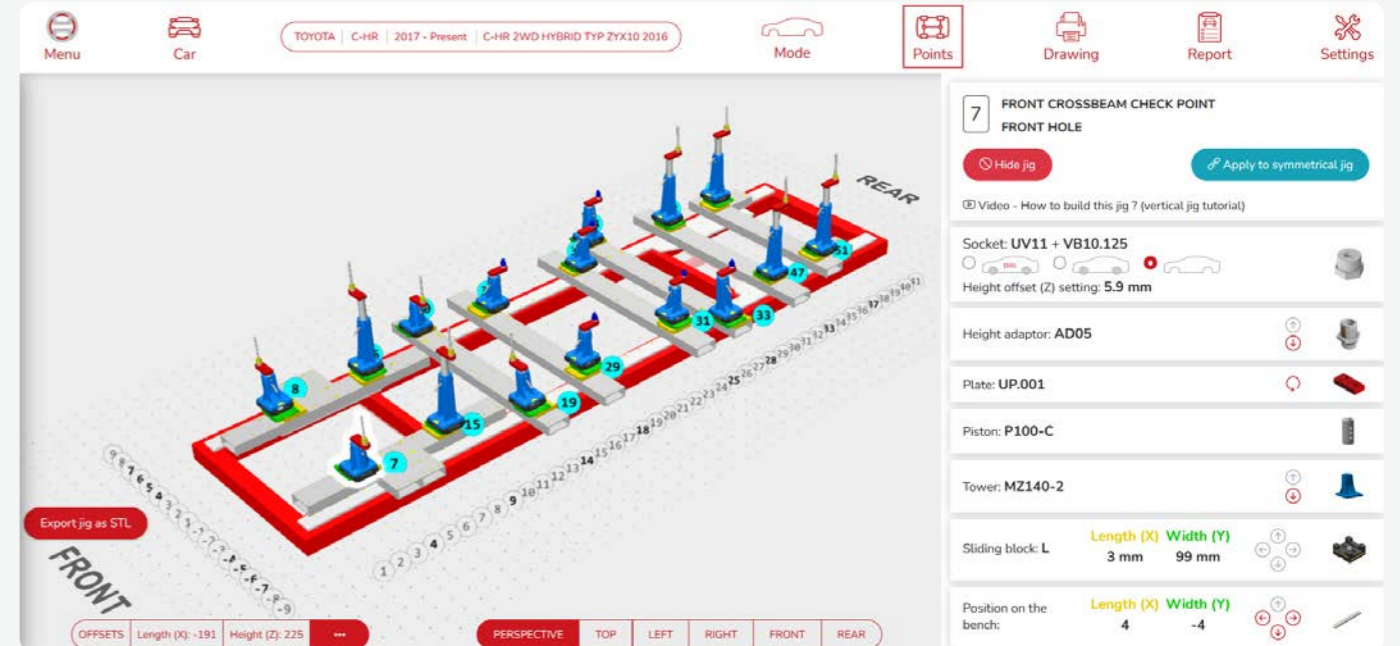
CUSTOMIZABLE FIXTURE SOLUTION - UNIVERSAL | ADJUSTABLE

REF NO: CAM01.102 | CAM02.142 | CAM02.162



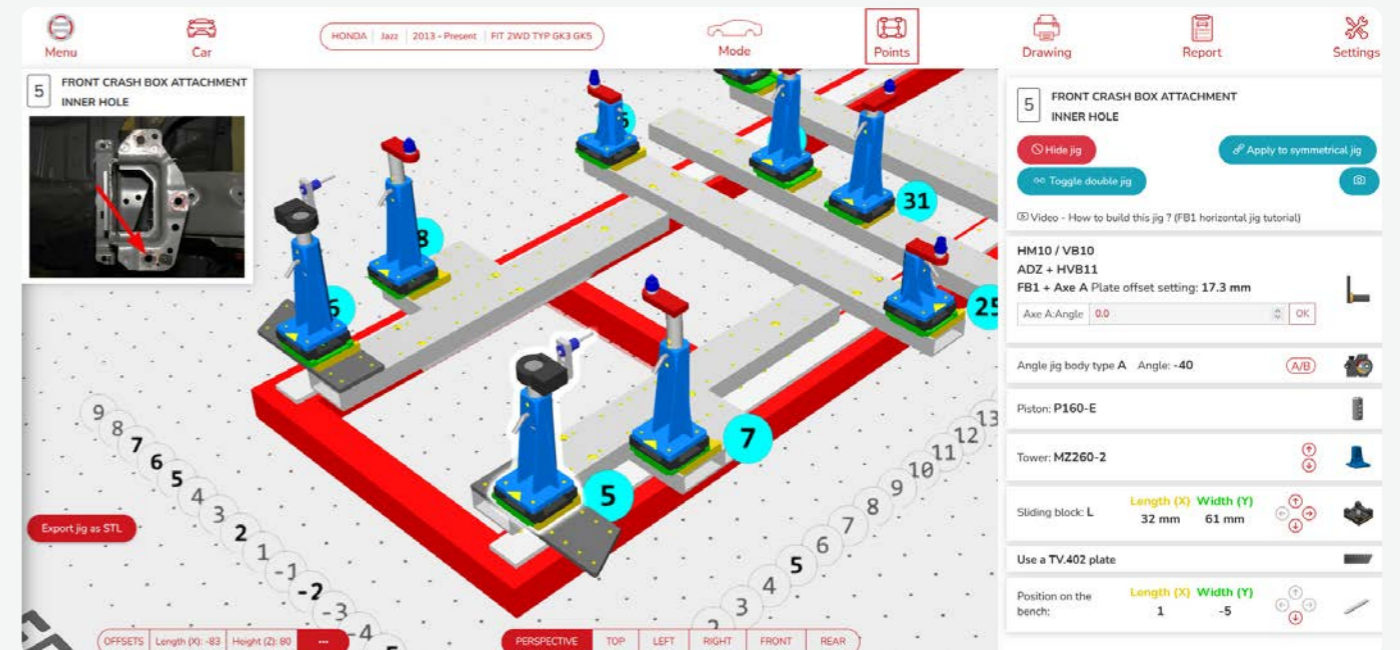
US 11,373,456 B2

USER INTERFACE - ISOMETRIC [3D] VIEW



3D SOFTWARE IS COMPATIBLE WITH IOS & ANDROID TOUCH-PAD

PREMIUM / PLUS



3D SOFTWARE IS COMPATIBLE WITH IOS & ANDROID TOUCH-PAD

CAMELEON

CUSTOMIZABLE FIXTURE SOLUTION - UNIVERSAL | ADJUSTABLE

REF NO: CAM01.102 | CAM02.142 | CAM02.162



US 11,373,456 B2



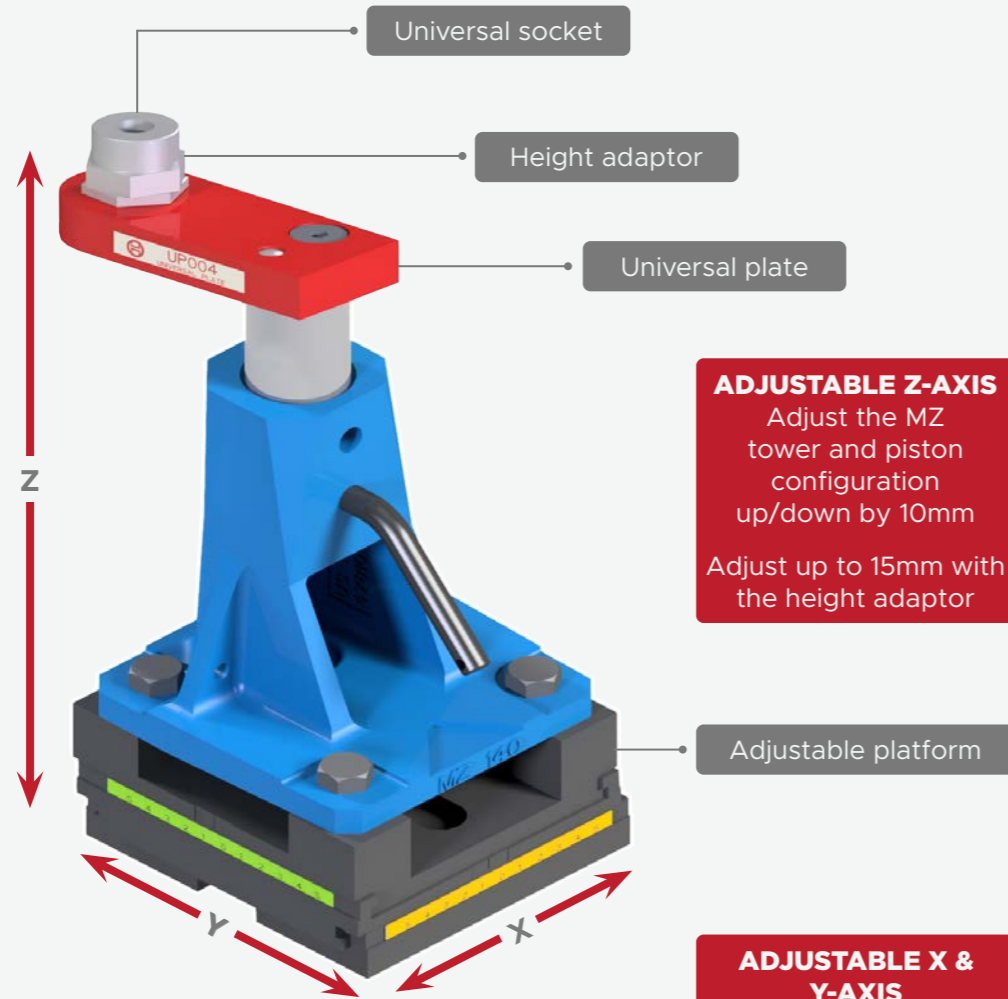
DIAGNOSTIC



SCREW FIXING

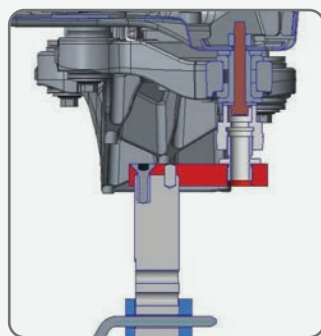


PILOT HOLE

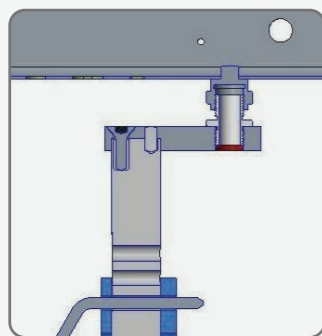


ADJUSTABLE Z-AXIS
Adjust the MZ tower and piston configuration up/down by 10mm
Adjust up to 15mm with the height adaptor

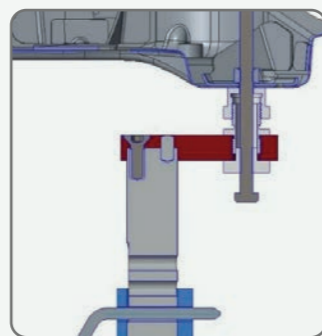
ADJUSTABLE X & Y-AXIS
(0 to 100mm)



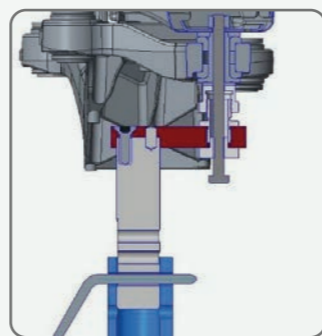
With suspension parts - diagnosis



Pilot hole checking



Without suspension parts



With suspension parts - anchoring

CAMELEON

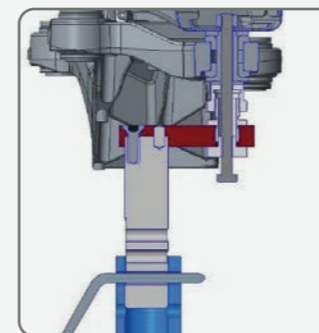
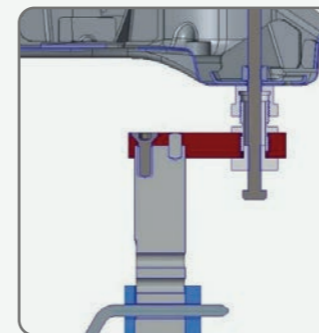
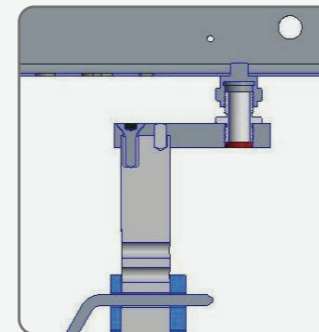
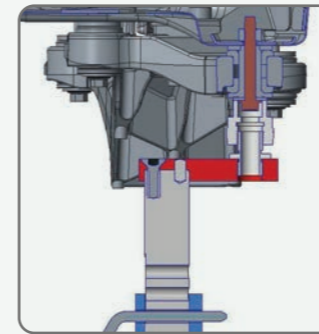
CUSTOMIZABLE FIXTURE SOLUTION - UNIVERSAL | ADJUSTABLE

REF NO: CAM01.102 | CAM02.142 | CAM02.162



US 11,373,456 B2

DIAGNOSTIC | POSITIONING | ANCHORING
ALL YOU NEED TO PERFORM AN OEM CERTIFIED REPAIR PROCESS



CAMELEON

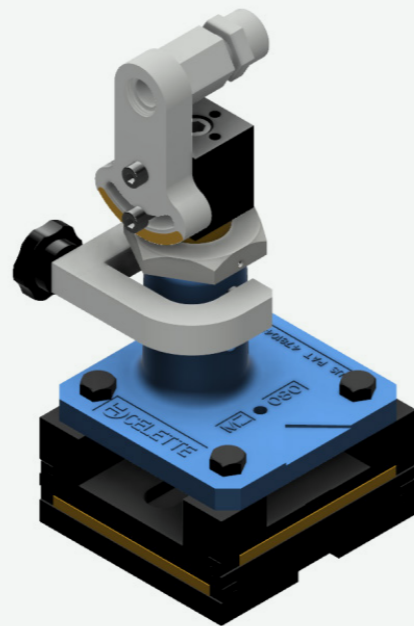

CAMELEON

CUSTOMIZABLE FIXTURE SOLUTION - UNIVERSAL | ADJUSTABLE

REF NO: CAM01.102 | CAM02.142 | CAM02.162



US 11,373,456 B2



ADDITIONAL HOLDING DEVICE
STANDARD SCOPE OF SUPPLY WITH
ALL VARIANTS OF CAMELEON

CAMELEON

CAMELEON

CUSTOMIZABLE FIXTURE SOLUTION - UNIVERSAL | ADJUSTABLE

REF NO: CAM01.102 | CAM02.142 | CAM02.162



US 11,373,456 B2

CAMELEON PREMIUM



**WANT TO
UPGRADE?**

PREMIUM / PLUS



CAMELEON ENTRY

CAM02.066 | ADD-ON KIT
CAMELEON PREMIUM

CAM02.042 | ADD-ON KIT
CAMELEON PLUS



ALL THE COMPONENTS ARE
ERGONOMICALLY PLACED INSIDE THE
TROLLEY FOR MANEUVERABILITY



CAMELEON

CAMELEON

CUSTOMIZABLE FIXTURE SOLUTION - UNIVERSAL | ADJUSTABLE

REF NO: CAM01.102 | CAM02.142 | CAM02.162



US 11,373,456 B2

CAMELEON PLUS



CAMELEON

CAMELEON

CUSTOMIZABLE FIXTURE SOLUTION - UNIVERSAL | ADJUSTABLE

REF NO: CAM01.102 | CAM02.142 | CAM02.162



US 11,373,456 B2

CAMELEON ENTRY



ONLY WITH PLUS & PREMIUM VARIANTS



CAMELEON

CAMELEON

CUSTOMIZABLE FIXTURE SOLUTION - UNIVERSAL | ADJUSTABLE

REF NO: CAM01.102 | CAM02.142 | CAM02.162



US 11,373,456 B2

CAMELEON ADD-ON KIT



UPGRADE TO PLUS VARIANT REF NO: CAM02.042

UPGRADE TO PREMIUM VARIANT REF NO: CAM02.066

CAMELEON

CAMELEON

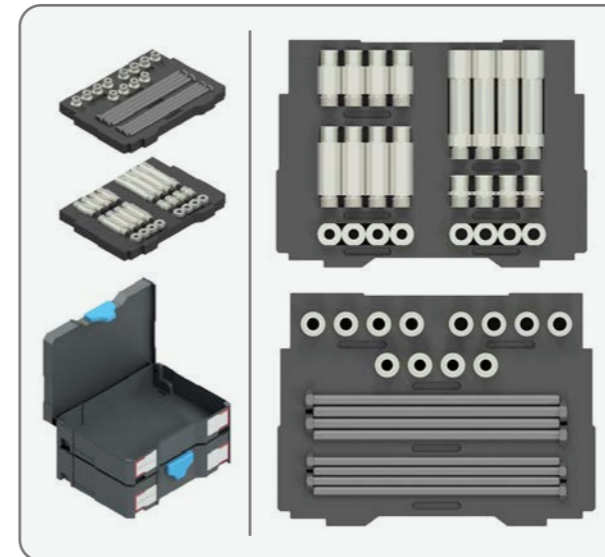
CUSTOMIZABLE FIXTURE SOLUTION - UNIVERSAL | ADJUSTABLE

REF NO: CAM01.102 | CAM02.142 | CAM02.162




US 11,373,456 B2

CAMELEON ADD-ON KIT



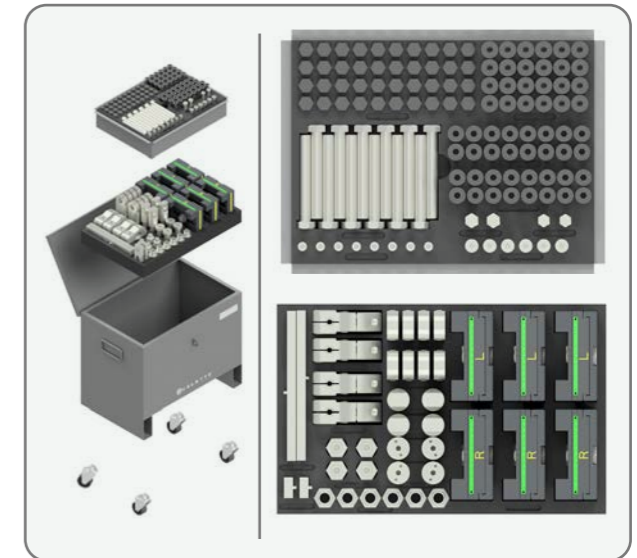
ADD-ON KIT FOR MERCEDES-BENZ - CAM01.KIT01



ADD-ON KIT FOR BMW & JLR - CAM01.KIT02



ADD-ON KIT FOR TESLA - CAM01.KIT03



ADDITIONAL CAMELEON KIT CAM01.KIT04

CAMELEON CHASSIS

ADD-ON KIT CAMELEON CHASSIS

REF NO: CAM03.246


NEW
« PRODUCT

- ⊕ Cameleon chassis is ideal for repairing light truck vehicle ladder frame.
- ⊕ It anchors the chassis firmly while making pulling & repair operation.
- ⊕ The adaptable Cameleon chassis is suitable for holding all the critical fixation in the ladder frame.
- ⊕ It also works as a holding device during replacement of new components.

CAMELEON


PATENTED

US 11,373,456 B2



CAMELEON

CHASSIS



ADAPTABLE FIXTURES

CAMELEON


CAMELEON UPPER BODY JIG

CAMELEON UPPER BODY FIXTURE SET

REF NO: CAM04.032



US 11,373,456 B2



- ⊕ Cameleon upper body jigs are unique combination of adaptable fixtures which offers high level of accuracy as celette dedicated jigs.
- ⊕ It is a real universal set which can be used for all kind of vehicle upper body jig repair.
- ⊕ The online software designs the fixture set instantly from the OEM data.



CAMELEON

UPPER BODY JIG



3D MEASURING SYSTEM

EAGLE

BEAT THE SPEED OF
CAR BODY DIAGNOSTIC



CELETTE®



INFO@CELETTE.COM | WWW.CELETTE.COM

3D ELECTRONIC MEASURING SYSTEM

HIGH DEFINITION LASER - HDL

REF NO: EAGLE01.104

Shoots the target in milliseconds and the measuring results are displayed in the software.

The all new 3D laser measurement system with self learning user interface.

The car body measurements can be carried out much more accurately with laser measurement system, compared to traditional technology.

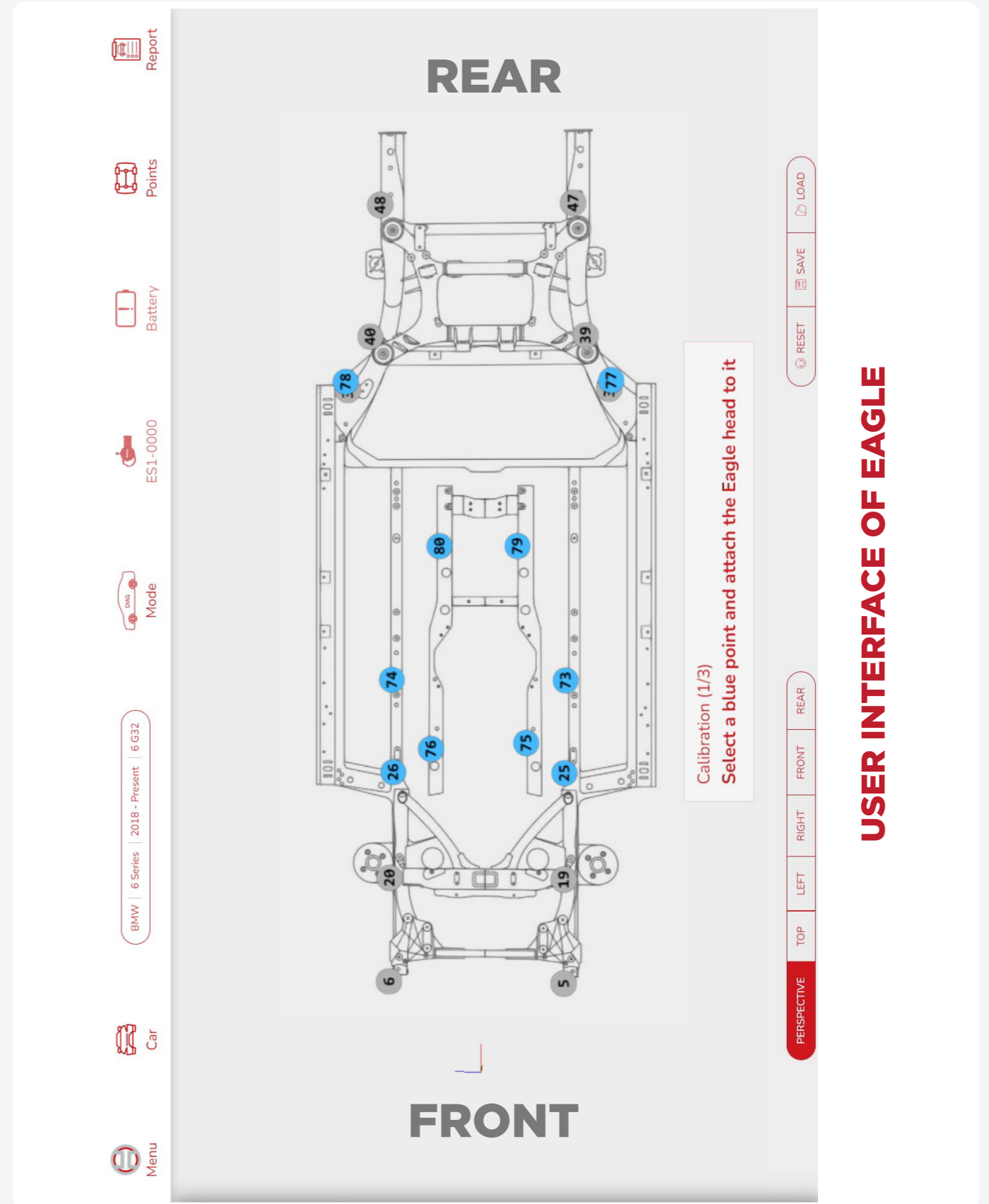
- ⊕ Online 3D software for vehicle database
- ⊕ Wireless connectivity between the Laser gun, Targets and Software - WiFi technology
- ⊕ Unlike traditional technology, EAGLE does not require reference points measurement
- ⊕ Leveling of the vehicle is not required in EAGLE - PATENTED TECHNOLOGY
- ⊕ Ideal for Insurance diagnosis report - Complete vehicle body measurement in less than 10 minutes
- ⊕ Accuracy: +/- 0.5 mm
- ⊕ Original data from OEM



3D ELECTRONIC MEASURING SYSTEM

HIGH DEFINITION LASER - HDL

REF NO: EAGLE01.104



USER INTERFACE OF EAGLE

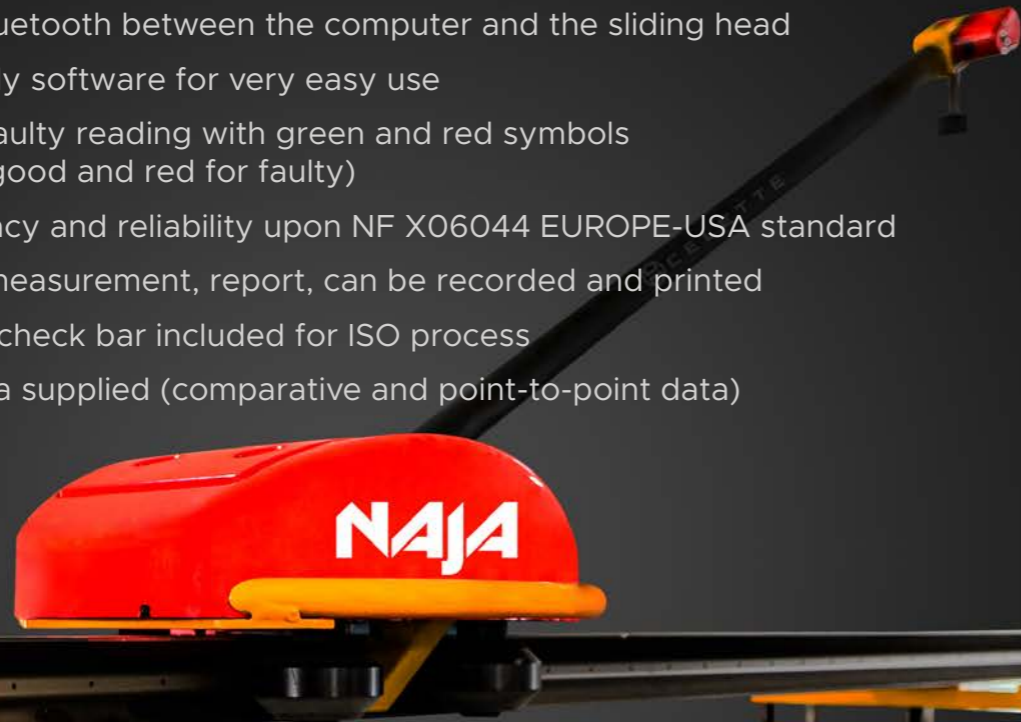
NAJA 3D

COMPUTERIZED MEASURING SYSTEM TO DIAGNOSE, REPAIR AND RE-MANUFACTURE

REF NO: NA.3024WI | NA.3025WI | NA.3026WS

3D Electronic measuring system is one of the worlds most advanced and user-friendly measuring system in this industry. Celette has been well known for its constant endeavors to provide the best in class collision repair systems and diagnostic equipment to the car manufacturers and to the end user. We not only provide equipments but also offer technical solutions.

- ⊕ Wireless bluetooth between the computer and the sliding head
- ⊕ User-friendly software for very easy use
- ⊕ No risk of faulty reading with green and red symbols (green for good and red for faulty)
- ⊕ High accuracy and reliability upon NF X06044 EUROPE-USA standard
- ⊕ Customer measurement, report, can be recorded and printed
- ⊕ Calibration check bar included for ISO process
- ⊕ Vehicle data supplied (comparative and point-to-point data)



CELETTE *GAZELLE Diagnostic*




REF NUMBER	DESCRIPTION
NA.3026WS	MEASURING SYSTEM NAJA
NA.3025WI	MEASURING SYSTEM NAJA + STORAGE TROLLEY FOR LAPTOP
NA.3024WI	MEASURING SYSTEM NAJA + STORAGE TROLLEY FOR DESKTOP
REF NUMBER	OPTIONAL ACCESSORIES
NA.3320	MAGNETIC SOCKET
NA.7020.4512	LATERAL PROBE
NA.3051	GAZELLE: LOWER SUPPORT STAND
9150.503	HOLDING ARM FOR NAJA
NA.3102	GAZELLE: NAJA SUPPORT FOR DIAGNOSTIC OPERATION
GR97.0040	PLIERS HIGH
9105.063	HOLDING DEVICE FOR PULLING OPERATION

MZ CROSS

DIGITAL TRAM GAUGE WITH DISPLAY

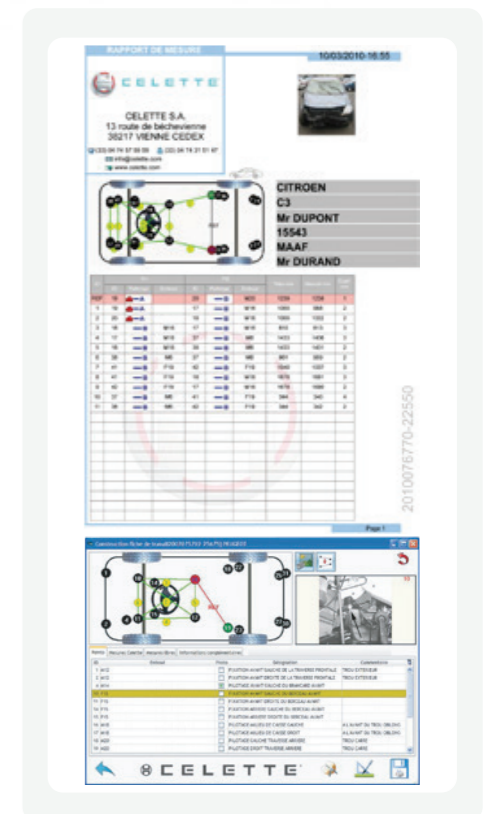

REF NO: MCR.5500

DIGITAL TRACKING GAUGE TO FULFILL YOUR NEED OF QUICK DIAGNOSTIC.



MZ CROSS IS SUPPLIED WITH THE FOLLOWING:

- ⊕ Software and a vehicles database CD, designed by Celette (no Internet connection is required to download the database)
- ⊕ A tram gauge with a large measuring distance (16 - 105 in)
- ⊕ A storage case with 2 sets of sockets for checking between 2 measuring points on vehicles
- ⊕ A self centering magnetic cone helps the operator to use it single handedly
- ⊕ The report sheets are clear and include a picture of the selected point
- ⊕ After selecting the vehicle model, the software guides the operator during the measuring operations
- ⊕ The work sheet can be recorded as a measuring report and printed
- ⊕ Differences between theoretical and effective measurement are calculated automatically



CUSTOMIZABLE

MAGNOCART^t

NEW
« PRODUCT »



CELETTE



INFO@CELETTE.COM | WWW.CELETTE.COM

MAGNOCART

CUSTOMIZABLE MAGNETIC TROLLEY

REF NO: **OCS.0894** | **OCS.0895** | **OCS.0896**

Can be customized for any kind of accessory requirement.

MAGNOCART is easy to maneuver inside your bodyshop with complete range of MZ towers, cross member, special anchoring and all kind of pulling accessories.

1.7 meter height trolley facilitates easy placement and removal of accessories, the magnetic sticker with 2D line drawing represents the position of each accessories with its reference number to avoid any misplacement of accessories.

The castor wheels helps on easy mobility.

Contact your CELETTE representative or email us directly to info@celette.com to order magnocart with zero customization charges.

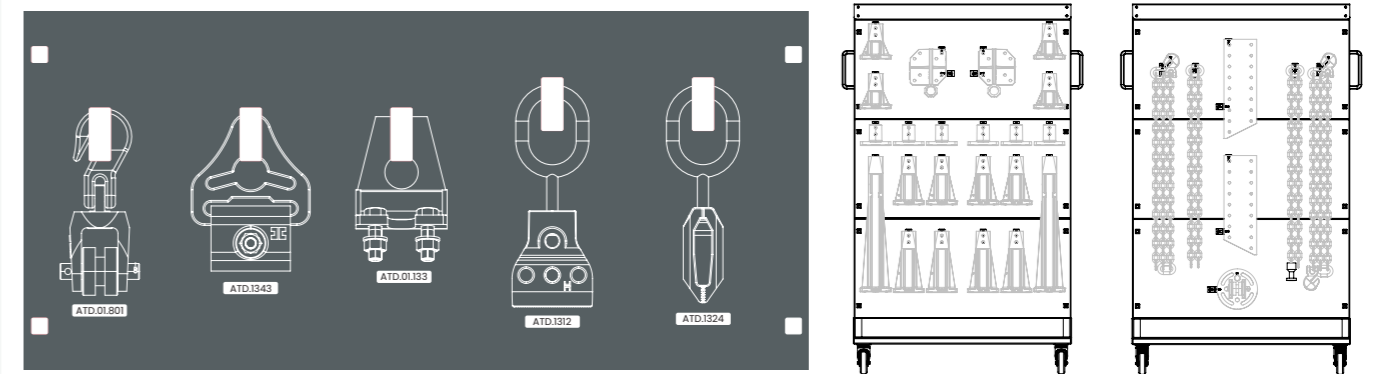




PHOTO GALLERY





CELETTE FRANCE S.A.S

3, AVENUE MARCELLIN BERTHELOT 38200
VIENNE / FRANCE
☎ +33 474 575 959



CELETTE DEUTSCHLAND GMBH

EUGEN-ENSSLIN-STR.3 77694 KEHL
GERMANY
☎ +49 785 195 58 712



CELETTE NORTH AMERICA

700/122 VALLEY RIDGE BLVD.LEWISVILLE,
TX 75057 / USA
☎ +1 254 382 8698



CELETTE INDIA PVT LTD.

2/122 B-1, MYLAMPATTY ROAD,
KARAYAMPALAYAM,
COIMBATORE 641062 / INDIA
☎ +91 88 70 86 11 11



CELETTE AUTO EQUIPMENT AND REPARATION

ROOM 3, 11F, XING HUI BUILDING,
NO 176, MIN YANG ROAD,
JIAXING, 31400 ZHEJIANG PROVINCE / CHINA
☎ +86 158 8831 7667



CELETTE JAPAN TECHNICAL OFFICE

667-9 MABASHI, SHISUI-MACHI, INBA-GUN,
CHIBA 285-0914 / JAPAN
☎ +81 70 2183 1960



CELETTE ASIA PACIFIC

700/941 M.5 AMATA CITY
CHONBURI INDUSTRIAL ESTATE,
NONGKAKHA, PHANTHONG 20160
CHONBURI / THAILAND
☎ +66 905 630 258

✉ INFO@CELETTE.COM |  WWW.CELETTE.COM

